

**CARplay**  
Carplay & Android Auto






## DESCRIPTION

### General

Upgrade your **Audi** with CARPLAY & ANDROID Auto to your existing system. You can run apps from your iPhone Via CarPlay & Android Auto without touching your iPhone. You can control this kit via the **ORIGINAL MMI** and via voice control (Siri).


Complete Apple CARplay & Android retrofit into the car without change nor removal anything from the vehicle. Simply connect your Phone to the USB port and you can start using it.

Section	Button	Operation	Function
1		Short Press	Selection
2		Short Press	Previous track
3		Short Press	To bottom menu (Android auto)
4		Spin Left	Moving left
5		Spin Right	Moving right

### Example video

### Features

- Control via original touch screen
- Rear camera input
- Front camera input
- AV input
- Original button support
- Picture while driving
- Control via voice (Siri & Google Assistant)
- Run navigation apps like; Google maps, TomTom & Waze
- Play music apps like; Spotify, Podcast, Music
- Making phone calls and listening to your messengers
- 2 Year warranty & Support



## EXCLUSIVE CARPLAY & ANDROID AUTO FEATURES

### Navigation with Apple Maps / Waze GPS app

Free turn-by-turn navigation with lane guidance, live traffic conditions, points of interest, and more

### Hands-free phone and messaging

Make calls and send messages without taking your hands off the wheel, via Phone and iMessage

### Info and assistance

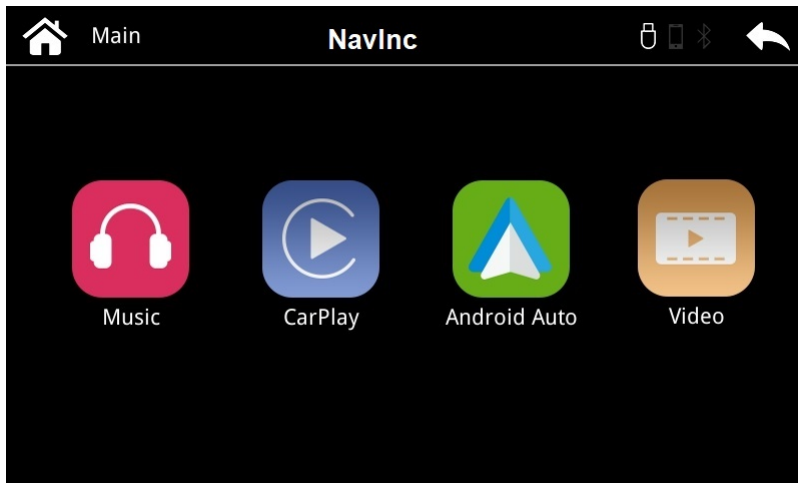
Get weather, traffic, commute information and more organized into simple cards

### Bring your music

Listen to your music and playlists in the car with your built-in stereo system

### Wireless CARplay (optional)

Wireless CARplay as option available.



### EXCLUSIVE MEDIA PLAYER FEATURES

---

#### Features:

- Music playback via USB
- Video playback via USB



### EXCLUSIVE INTERFACE FEATURES

---

#### Features:

- 2\* AV input
- Reverse Camera input
- Front camera input
- Image retention while driving

- Adjustable parking lines
- OSD menu

### Activation via OEM

Activation interface via original button:

OEM

STEERING WHEEL

### CAMERA FEATURES


---

#### Rear camera input with Parking guidelines

Rear camera input with parking guidelines option.

The guidelines makes it much easier to determine the distance to the object you are driving towards.

The guidelines are adjustable horizontal as well as vertical so the lines can be adjusted to the car.



**Ajustable guide lines**

#### Intelligent Park Assist System (IPAS)

The interface have also the Intelligent Park Assist System (iPAS). With this function the guidelines will respond on the steering wheel position. The guide lines are adjustable horizontal and vertical via the interface OSD menu.



#### Front camera input

Front camera input which will be selected after leaving the reverse gear.

Via the OSD menu you can select show time:

- 3 sec
- 5 sec
- 10 sec
- 15 sec

## NOTES

- It is essential to have an Aux-in
- We recommend that the installation will be performed by a qualified specialist
- Check the other tabs for "Compatibility" - "Package contents" - "Product specifications"

## DISCLAIMER

Apple, iPod, iPhone, iTunes, CarPlay and the CarPlay logo are registered trademarks of Apple Inc., registered in the U.S. and other countries. Android, Android Auto, Google Maps, Waze and Talk to Google are registered trademarks of Google Inc. The Bluetooth® word mark and logos are registered trademarks owned by the Bluetooth SIG, Inc.



## COMPATIBILITY

### CAR

This kit is compatible with the following models:

#### Audi

A4 (8W)	2015-20..	MIB2 without virtual cockpit (7" & 8.2")
A5 (F5)	2017-20..	MIB2 without virtual cockpit (7" & 8.2")
Q2 (GA)	09/2016-20..	MIB2 without virtual cockpit (7" & 8.2")
Q5 (FY)	2017-20..	MIB2 without virtual cockpit (7" & 8.2")

## REQUIREMENT

<b>AUDIO OUTPUT</b>	The interface inserts ONLY video signals into the infotainment. It is essential to have an Aux-in, when using audio from the APPplay box
<b>VIDEO OUTPUT</b>	Video goes via RGB
<b>CONTROL</b>	You can control APPplay via original MMI controller
<b>SCREEN</b>	Only compatible with MIB Low resolution (7.0" & 8.0")
<b>OPEN HU</b>	Not need to open the monitor
<b>FRONT CAMERA</b>	The front camera input will automatically switch after leaving the reverse gear. You can set the display time in seconds via the OSD menu (1-15 sec). It is also possible to select the FRONT camera input manually
<b>OEM REAR CAMERA</b>	The interface does NOT switch back automatically to the OEM rear camera input when the reverse gear is engaged.
<b>GUIDELINES</b>	iPAS & Static lines are available via the interface OSD menu
<b>iPAS</b>	iPAS option is available (moveable grid lines)
<b>PIP</b>	PiP option is available (Picture in Picture)
<b>REAR SELECT CAMERA INPUT</b>	Interface will respond on CAN for cars with auto gearbox. When manual gear box please use the rear detection wire.
<b>INSTALLATION</b>	We recommend that the installation will be performed by a qualified specialist
<b>NOTE</b>	Not compatible in combination with Virtual cockpit

## MEDIA PLAYER

---

Media player support the following files:

<b>MUSIC</b>	MP3
<b>VIDEO</b>	MP4

## **ANDROID AUTO**

---

Your Phone must be compatible with Android AUTO & Androi Auto app must be available in your county.

An Android phone running Android 5.0 (Lollipop) and up with a data plan. For best performance, we recommend Android 6.0 (Marshmallow) and up. You can check your phone's software version by looking at the About Device section under Settings

Please check the following link for more info about Android Auto:

[LINK](#)

Apps you can use with Android Auto:

[LINK](#)

If your country is not supported (app is not available in Google Playstore) please see the following link how to get the App:

[LINK](#)

## **APPLE CARPLAY**

---

Your Phone must be compatible with Apple Carplay.

Please check the following link for more info about Apple Carplay:

[LINK](#)