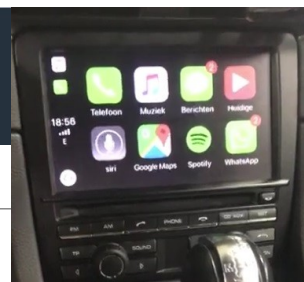



**CARplay**  
Carplay & Android Auto**DESCRIPTION****General**

Upgrade your **PORSCHE** with CARPLAY & ANDROID Auto to your existing system. You can run apps from your iPhone Via CarPlay & Android Auto without touching your iPhone. You can control this kit via the **ORIGINAL CDR-31** touch screen and via voice control (Siri).

Complete Apple CARplay & Android retrofit into the car without change nor removal anything from the vehicle. Simply connect your Phone to the USB port and you can start using it.

**Example video****Features**

- Control via original CDR-31 touch screen
- Rear camera input
- Front camera input
- AV input
- Original button support
- Picture while driving
- Control via voice (Siri & Google Assistant)
- Run navigation apps like; Google maps, TomTom & Waze
- Play music apps like; Spotify, Podcast, Music
- Making phone calls and listening to your messengers
- 2 Year warranty & Support

**EXCLUSIVE CARPLAY & ANDROID AUTO FEATURES****Navigation with Apple Maps / Waze GPS app**

Free turn-by-turn navigation with lane guidance, live traffic conditions, points of interest, and more

**Hands-free phone and messaging**

Make calls and send messages without taking your hands off the wheel, via Phone and iMessage

### Info and assistance

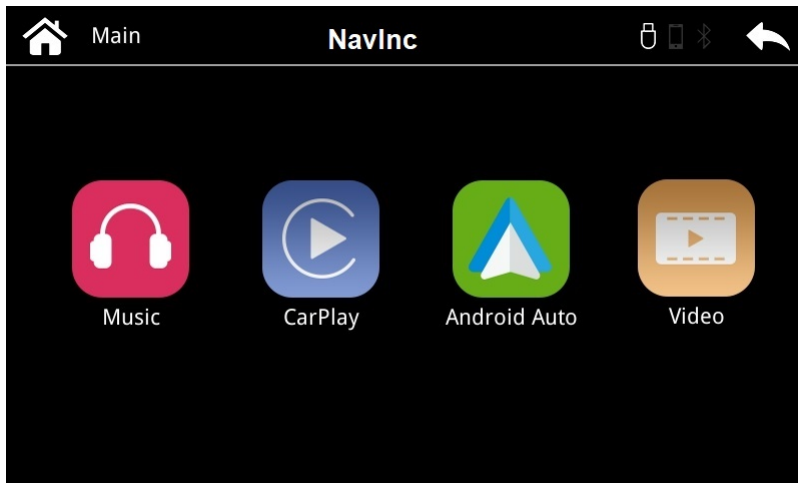
Get weather, traffic, commute information and more organized into simple cards

### Bring your music

Listen to your music and playlists in the car with your built-in stereo system

### Wireless CARplay (optional)

Wireless CARplay as option available.



### EXCLUSIVE MEDIA PLAYER FEATURES

---

#### Features:

- Music playback via USB
- Video playback via USB



### EXCLUSIVE INTERFACE FEATURES

---

#### Features:

- 2\* AV input
- Reverse Camera input
- Front camera input
- Image retention while driving

- Adjustable parking lines
- OSD menu

## Activation via OEM

Activation interface via original button:

CDR-31



Section	Button	Operation	Function
CDR-31	RETURN	Long Press (3 Sec)	Mode switch
	Other button	Short Press	Returning to OEM (except blue ones)


## CAMERA FEATURES

### Rear camera input with Parking guidelines

Rear camera input with parking guidelines option.

The guidelines makes it much easier to determine the distance to the object you are driving towards.

The guidelines are adjustable horizontal as well as vertical so the lines can be adjusted to the car.



**Ajustable guide lines**

### Front camera input

Front camera input which will be selected after leaving the reverse gear.

Via the OSD menu you can select show time:

- 3 sec
- 5 sec
- 10 sec
- 15 sec

## NOTES

- It is essential to have an Aux-in
- We recommend that the installation will be performed by a qualified specialist
- Check the other tabs for "Compatibility" - "Package contents" - "Product specifications"

## DISCLAIMER

Apple, iPod, iPhone, iTunes, CarPlay and the CarPlay logo are registered trademarks of Apple Inc., registered in the U.S. and other countries. Android, Android Auto, Google Maps, Waze and Talk to Google are registered trademarks of Google Inc. The Bluetooth® word mark and logos are registered trademarks owned by the Bluetooth SIG, Inc.



## COMPATIBILITY

### CAR

This kit is compatible with the following models:

#### Porsche

Boxster	2012-2016	CDR31 radio system without navigation
Cayenne E2	2010-2016	CDR31 radio system without navigation
Cayman	2013-2016	CDR31 radio system without navigation
911 Carrera	2011-2016	CDR31 radio system without navigation
911 Carrera cabriolet	2012-2016	CDR31 radio system without navigation
Macan	2014-2016	CDR31 radio system without navigation
Panamera	2009-2016	CDR31 radio system without navigation

## REQUIREMENT

<b>AUDIO OUTPUT</b>	The interface inserts ONLY video signals into the infotainment. It is essential to have an Aux-in, when using audio from the CARplay box
<b>VIDEO OUTPUT</b>	Video goes via RGB
<b>CONTROL</b>	You can control CARplay & Android AUTO via original touch screen
<b>SCREEN</b>	Only compatible with CDR-31
<b>OPEN HU</b>	Need to open the monitor to install ribbon (FFC) cable
<b>FRONT CAMERA</b>	The front camera input will automatically switch after leaving the reverse gear. You can set the display time in seconds via the OSD menu (1-15 sec). It is also possible to select the FRONT camera input manually
<b>OEM REAR CAMERA</b>	The interface does not switch back automatically to the OEM rear camera input when the reverse gear is engaged.
<b>GUIDELINES</b>	Static lines are available via the interface OSD menu
<b>iPAS</b>	iPAS option is not available (moveable grid lines)
<b>PIP</b>	PiP option is not available (Picture in Picture)

<b>REAR SELECT CAMERA INPUT</b>	Interface will not respond via CAN, you need to use the rear detection wire.
<b>INSTALLATION</b>	We recommend that the installation will be performed by a qualified specialist
<b>EXTRA NOTE</b>	CDR-31 is a LOW RESOLUTION screen so also the CARplay image

## MEDIA PLAYER

---

Media player support the following files:

<b>MUSIC</b>	MP3
<b>VIDEO</b>	MP4

## ANDROID AUTO

---

Your Phone must be compatible with Android AUTO & Androi Auto app must be available in your county.

An Android phone running Android 5.0 (Lollipop) and up with a data plan. For best performance, we recommend Android 6.0 (Marshmallow) and up. You can check your phone's software version by looking at the About Device section under Settings

Please check the following link for more info about Android Auto:

[LINK](#)

Apps you can use with Android Auto:

[LINK](#)

If your country is not supported (app is not available in Google Playstore) please see the following link how to get the App:

[LINK](#)

## APPLE CARPLAY

---

Your Phone must be compatible with Apple Carplay.

Please check the following link for more info about Apple Carplay:

[LINK](#)