

General

The NavInc interfaces allow for connecting video sources to the original navigation system of Mazda.

The interface ensures that an input is created on the original navigation system, on which various external video sources can be connected (e.g. DVD player, DVB-T TV, iPod, reversing camera, external navigation systems, etc.). The images will be displayed on the navigation screen. The audio of the video sources must be submitted via an AUX input or FM modulator.

If multiple audio / video sources are connected to the audio input you can switch to audio via the "Audio Select" option.

It is possible to switch between the different video sources via the included button and/or remote control.

The interface is equipped with external connections:

- Camera input; for the connection or reversing camera with automatic activation
- Video output; for the sending the video images to head rest monitors or roof monitor.


Besides the interface creates an audio select +12V signal on every video input. This means:

If Video input (V1) is selected, then on the audio select cable of V1 will be a +12V signal. The audio select cable of V1 needs to be connected with the DVD player or DVB-T tuner. This in order to switch on the devices when Video input 1 (V1) is selected. As Video input 2 (V2) is selected, the source on V1 will be switched off and the source on V2 will be switched on. This enables also to switch the audio.



Features

- RGB input (Connecting external navigation system)
- 2x Audio/Video input (connect video sources, TV / DVD / iPod)
- Camera input (connecting reversing camera)
- Video output (connect headrest screens)
- NTSC support
- Audio select output (audio/video selection port)
- Image retention while driving
- CE-approved



The following is provided in the set:

- NavInc AV-Interface IF-MAZ-V1
- Cable set
- Installation- and user manual
- Warranty
- Invoice

Additional information:

- Check at the tab "compatibility" on top of this page if your radio or navigation system is suitable for this product.
- The connected video sources must support NTSC video signals.
- Audio of the connected video source must be linked to the AUX input of car, FM modulator, USB or iPod interface.
- No constant voltage needed (+30) therefore the interface is much more stable.
- Mute function for the not used video inputs.
- Use of a metal casing and new components (not Chinese or remanufactured components).
- Plug and Play cable set.

Product specifications

Voltage: 12V – 24V DC

Voltage-operating capacity: 8 – 18V DC

Standby current: 0 mA

Operating current: 5 Watt max.

Power input: 12V

Temperature range: - 30°C up to + 80°C

Weight: 250grs

Dimensions(W x H x D): 130 x 20 x 102mm

Legal information:

The driver of the vehicle should not be inferred from the motion images. In many countries, watching movies while driving is prohibited. Therefore we accept no responsibility for material or personal injuries, directly or indirectly, due to installation of the interface modules.

Interface and Software basic information:

The NavInc interfaces are no navigation systems or screens to replace the navigation system. The NavInc interfaces enable the possibilities to connect different Audio/Video sources to the navigation system.

Manufacturers create adjusted software and hardware versions, options and enhancements which ensures that the compatibility of the products cannot be guaranteed 100%. Compatibility lists are based on customer feedback and experiences and will constantly be updated for optimal customer support.


Suitable for the following models**Mazda**

Mazda 3	2004-20..	Color DVD navigation system
Mazda 5	2006-2007	Color DVD navigation system
Mazda 6	2004-2008	Color DVD navigation system
RX8	2004-2008	Color DVD navigation system
MPV		Color DVD navigation system
CX7	2007-2008	Color DVD navigation system
CX7	2009-20..	Color DVD navigation system
CX9	2007-2008	Color DVD navigation system

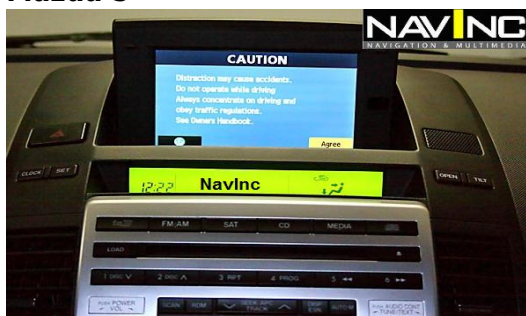
Remarks:

- Only in combination with OEM Mazda RGB navigation system.
- Navigation system must be separated from the screen.
- Installation also possible in combination with original TV tuner.
- Installation is on the RGB cable with an universal connection
- Automatic switching to camera on navigation level.
- The connected video sources must support NTSC video signals
- Audio of the connected video source must be linked to the AUX input of car, FM modulator, USB or iPod interface.
- Installation of the interface behind the navigation screen. It is an universal connection.

Image of suitable navigation systems:**Mazda 3**



Mazda 5



Mazda 6:



CX7 2007



CX7 2009



CX9 2007



RX8

