


Maestro 2.0 iPod/USB/AUX interface with ID3-tag

Art. Nr: IF-MAES2-UN11

General

With the Maestro interface it is possible to connect three selectable audio sources with the original radio/navigation system. The selectable sources are: Apple iPod/iPhone input, USB input & AUX input via 3,5mm jack connection. The sources can be operated via the included remote controller or through the original steering wheel controls *. Additionally, the interface also includes RDS text display on the display of the original radio and/or navigation system.

Audio of the iPod/iPhone/USB/AUX will be played in high quality through the original sound system of the vehicle. The quality of this product is similar to the original CD changer or even better.



*See tab "Compatibility"

Features:

- # USB input for playing MP3/AAC/WMA files via USB device or HDD
- # iPod/iPhone/iPad connection including charge function
- # User menu displayed on radio display
- # Voice controlled interface menu
- # Control iPod/iPhone/iPad/USB via remote controller
- # Control iPod/iPhone/iPad/USB via steering wheel controls of the vehicle*
- # ID3 text display of iPod/iPhone/iPad/USB interface via RDS display
- # 3.5mm jack input for playing files from MP3 player
- # 3.5mm jack input for voice guidance of portable navigation via radio system
- # Automatic stop-play function when switching from interface to radio
- # With retention of the original CD changer
- # Audio audible in high quality via original sound system
- # No programming via the dealer necessary

SPOTIFY:



With this interface it is possible to music that is played through Spotify on the iPhone, iPod & iPad, via the original buttons of the radio, steering wheel control (if present) and via the display of the iPhone, iPod & iPad to operate. A complete music collection in your car of more than 13 million songs. Spotify can be downloaded via iTunes.

Control Options Spotify;

- Next and previous song
- Volume +/-

USB:



Input for the connection of an USB device or hard disk for playing of MP3/AAC/WMA files.

- Title and number display in RDS radio display
- Random function
- Repeat function
- Back to root
- Directory & number skipping
- Support of MP3/AAC/WMA files on FAT & FAT32 system files
- Controls via remote controller or steering wheel controls*

See table for interface menu

Table

IPOD/IPHONE/IPAD



Input for the connection of iPhone, iPod & iPad. The interface is compatible for Apple 30-pins & Lightning to USB dock cable. Control functions are:

- Title and number display in RDS radio display
- Playlist selection
- Track skipping
- Controls via remote controller or steering wheel controls*

See table for interface menu

Table

AUX IN:



Audio

External AUX input via 3.5mm jack connection for the connection of external audio sources.

- Auto OFF function after 20 seconds

The interface recognizes audio input via jack. When there is no audio signal during 20 seconds the interface will switch of automatically.

VoiceOver

VoiceOver function for navigation systems

If a (portable) navigation system is connected via the 3.5mm jack connection the interface will switch on automatically only when the navigation has voice guidance. The interface can activate the VoiceOver function when the iPod or USB mode is switched on.

See table for interface menu

Table

REMOTE CONTROL:

The interface is equipped with a remote controller to control the connected sources and the interface. The remote control works via frequency making an IR receiver unnecessary. The controlfunctions include:

- Skipping folders and tracks
- Volume control
- Play/pause
- Navigation through the menu of the interface
- Interface enable/disable



See table for control functions:

Table

STEERING WHEEL CONTROL



The interface can be controlled via the original steering wheel controls. The control functions include:

- Skipping folders and tracks
- Volume control
- Play/pause
- Navigation through the menu of the interface
- Interface enable/disable

See table for control functions:

Table

Additional information:

- Check at the tab "compatibility" on top of this page if your radio or navigation system is suitable for this product.
- Steering wheel controls only possible with car models as included in the compatibility list (see tab compatibility).

CAN-BUS: & GM-lan



The protocols of the car models are in all modules preloaded, as a result controls via original steering wheel controls is available for over 200 car models. The interface is suitable for CAN-BUS, GM-lan and resistive protocols.

-CAN BUS & GM-lan vehicles are automatically recognized.

RDS:



- The interface has a high quality FM-modulator with RDS text generator.
- Audio of the iPod/iPhone/USB/AUX will be played in high quality via the original audio system of the vehicle.

The quality of this product is similar to the original CD changer or even better.

ID3 tag:



The RDS text generator makes it possible to display texts up to **64 characters**.

Display of:

- Titles and directories (with iPod & USB)
- Interface menu
- Playlists (with iPod)

VOICE MENU:




When the interface menu will be selected this will be visible on the RDS radio display and also will be audible via the speakers.

- voice controlled interface menu
- Interface menu display via RDS screen of the radio
- Different languages available: English, Spanish, French, German, Italian, Dutch

See table for interface menu

Table

UPDATE:



Maestro can be updated via the USB port.

The following is provided in the set:


- NavInc Maestro interface
- Power supply cable
- USB dock cable
- Reset tool
- Remote controller
- Installation- and user manual
- Warranty

- Invoice

Optional:

1: Choose the right antenna cable adapter:

- GEEN - you dont need the antenna adapter
- MAES-RDSET - DIN antenna + ISO connection + Dual fakra antenna connection
- MAES-RD31 - DIN antenna connection
- MAES-RD41 - ISO antenna connection
- MAES-RD51 - Fakra antenna connection
- MAES-RD61 - Dual fakra antenna connection
- MAES2-RD71 - Double FAKRA antenna Kit for MAESTRO & MediaDAB (4.5 mt)
- MAES2-RD81 - Antenne adapter GT5 male to DIN female + GT5 female to DIN male
- MAES2-RD91 - Antenne adapter Nissan male to DIN female + GT5 female to DIN male
- MAES2-RD111 - Antenne adapter Suzuki serial connection
- MAES2-RD121 - DIN Antenne adapter kit for Hyundai / Kia



2: Choose the right Apple USB cable:

- GEEN - You dont need the Apple USB cable.
- MAES2-LT - iPod, iPad & iPhone dockcable Lightning --> USB color white 1 meter
- MAES2-30P - iPod, iPad & iPhone dockcable 30-pins --> USB color white 1 meter

Additional information

- Check at the tab "compatibility" on top of this page if your radio or navigation system is suitable for this product.
- At this tab you will also find information about the support of steering wheel controls.
- Choose the right optional antenna cable adapter.
- Choose the right optional Apple USB adapter

Product specifications:

- Interface iPod / AUX-IN / USB
- Sizds BxHxL - 75mm x 35mm x 115mm

iPod / iPhone

De interface is suitable for the next iPod, iPhone & iPad generations:

- iPod Mini 1st & 2nd generation
- iPod Photo (20GB / 30GB / 60GB)
- iPod Video
- iPod 2.Generation
- iPod 3.Generation
- iPod 4.Generation
- iPod Nano 1st generation (1GB / 2GB / 4GB)
- iPod Nano 2nd generation (2GB / 4GB / 8GB)
- iPod Nano 3rd generation (4GB / 8GB)
- iPod Nano 4th generation (8GB / 16GB)
- iPod Nano 5th generation (8GB / 16GB)
- iPod Nano 7th generation*
- iPod Classic alle modellen (80GB / 120GB)
- iPod Classic 120GB / 160GB
- iPod Touch 1st generation
- iPod Touch 2nd generation (8GB / 16GB / 32GB)
- iPod Touch 3rd generation (32GB / 64GB)
- iPod Touch 5th generation*
- iPod Shuffle (via aux input 3.5mm jack)
- iPhone
- iPhone 3G
- iPhone 3GS
- iPhone 4 (vanaf iOS 4.1)
- iPhone 4S
- iPhone 5
- iPad 1/ 2/ 3/ 4 / MINI



iPhone 3G/3GS iPhone 4G/4GS iPhone 5 Touch 2G/3G Touch 4G Touch 5G



Nano 3G Nano 4G Nano 5G Nano 6G Nano 7G iPad 1/2/3

USB reader:

- FAT32 formatted USB memory carriers supported
- MP3 / AAC / WMA files can be played
- USB plug is 5V and may be taxed with maximum 500 mAH consumption

Textview:

- Display of text goes through the RDS of the radio
- Display of 64 characters maximum
- For display of text RDS is required
- No folder structure, just one line on the screen

Audio transfer:

- Audio transfer via FM frequency by means of fixed antenna connectors (not wireless)
- Originally radio antenna is fully paused causing interference as a result as good as impossible.
- Quality of the sound is similar to the original CD charger or even better.