

Thinkware U3000 PRO_2CH_64GB_Hardwire

Art. Nr: TW-U3000-2CH

THINKWARE

BENELUX

DESCRIPTION

General

The U3000 delivers improved 4K recording performance compared to the U1000, thanks to Sony's new STARVIS 2 image sensor and a more powerful Ambarella CPU. The addition of an adjustable bitrate offers the flexibility to record sharper footage.

Features

- Front 4K UHD (3840 X 2160) @30fps or 2K QHD (2560 X 1440) @60fps
- Rear 2K QHD (2560X1440) @ 30 fps
- Front 8.4MP Sony STARVIS 2 sensor
- Rear 5.14 MP Sony STARVIS
- Front 152° Wide Viewing Angle
- Rear 128° Wide Viewing Angle
- Super Night Vision 4.0
- Dewarping Technology
- Advanced Video Clear Technology
- HEVC format H.265
- Built-In GPS
- Road Safety Warning System (ADAS)
- Safety Camera Alert (Speed Camera & Red Light Camera)
- Built-in Radar
- Parking Surveillance Mode (Radar, Smart, Motion & Impact Detection, Time Lapse and Energy Saving Mode)*
- Time Lapse (Record @2fps/Playback @10fps)*
- Easy Device Pairing
- THINKWARE Connected (Locate Vehicle, Impact Notification, Captured Image of Most Recent Parking and Remote Live View)**
- Thinkware Dash Cam Link app (Dash cam settings)

- Supports MicroSD Cards up to 256GB
- Supercapacitor
- Integrated Thermal Protection
- Anti-File Corruption

*Requires Hardwiring Cable or OBD II Power Cable and installation for Parking Surveillance mode (professional installation recommended)

**THINKWARE CONNECTED uses your smartphone's or mobile hotspot device's internet connection to send and receive notifications. Carrier charges may apply.



IMAGE

HIGH VIDEO QUALITY

Vivid Image capturing at 4K UHD resolution. Capturing 4times more clarity than HD resolution, the U3000 illustrates 4K UHD front and 2K QHD rear recording during both day and night.



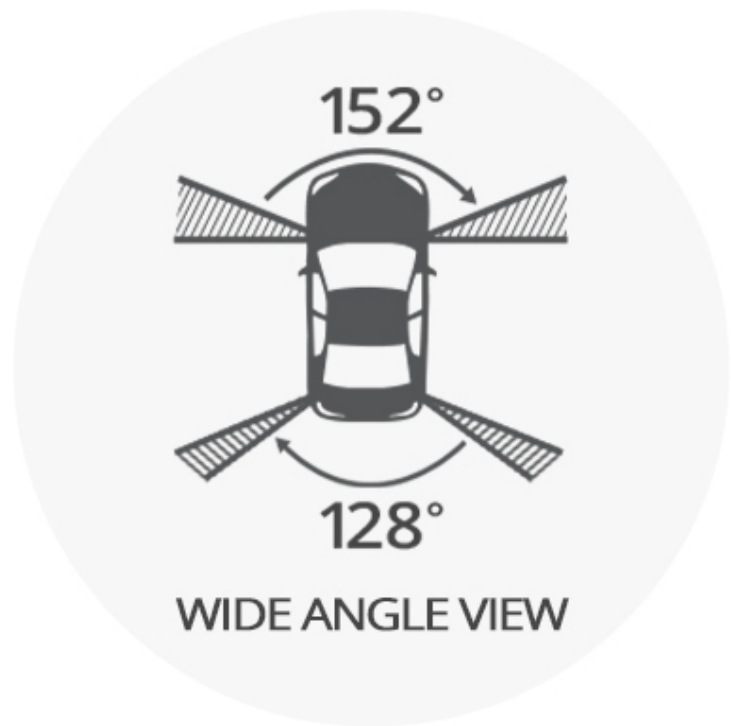
WIDE ANGLE VIEW

Front View Camera – 152°

Rear View Camera – 128°

Get uncompromised video coverage with a 152-degree wide-angle view. Dewarping technology ensures that edge distortions typically occurring in footage filmed with a wide-angle are kept to a minimum.

WIDE DYNAMIC RANGE



2K QHD recording at 60 frames per second.

A high frame rate delivers both smoother and sharper images.





SUPER NIGHT VISION 4.0 WITH SONY STARVIS2

Sony STARVIS2 IMX678 will be applied to the Dashcam for the first ever. Optimized night vision technology allows capturing images in low-light conditions both continuous & parking recording.


Record the moment when maximize low light condition by SHCG (Super High Control Gain)



	STARVIS	STARVIS
Structure	Back-illuminated pixel technology	-
Visible light sensitivity	Good	Excellent
Dynamic range	70dB	78DB The wide dynamic range Over +8

AUTOMATIC EXPOSURE

A sudden rise of light exposure caused by strong sunlight or headlight beams of oncoming vehicle may cause difficulties to assess the situation. Also, lack of lighting in a dark tunnel or night driving may pose the same problem. The automatic light exposure function controls the level of light exposure to maintain vivid and clear video recordings in all circumstances.



SUPER NIGHT VISION 4.0*

Sony STARVIS2 IMX678 will be applied to the Dashcam for the first ever Optimized night vision technology allows capturing images in low-light conditions both continuous & parking recording. Record the moment when maximize low light condition by SHCG (Super High Control Gain): [HOW IT WORKS](#)

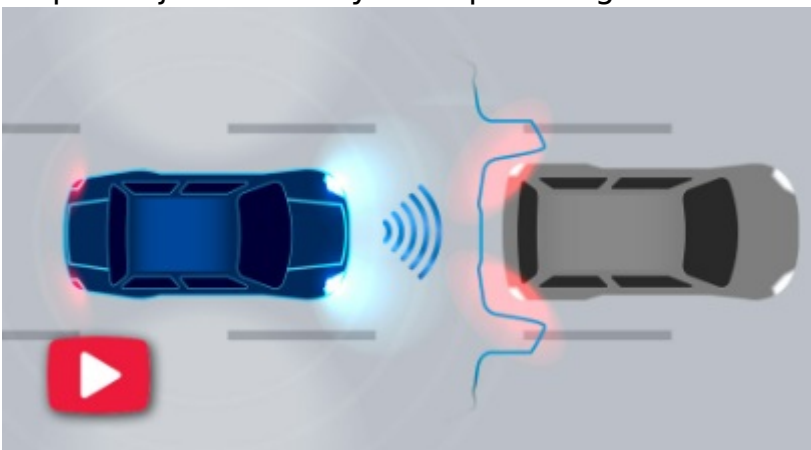


*Requires Hardwiring Cable and installation for Parking mode (professional installation recommended)

SAFETY

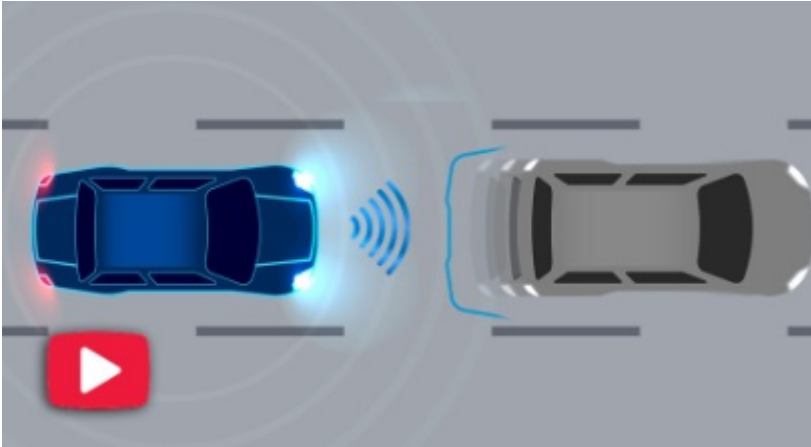
FRONT VEHICLE DEPARTURE WARNING (FVDW)

When your car is stopped at an intersection or in traffic, the intelligent guidance system informs you that the vehicle in front has started to move, preventing a delayed response just in case you stop looking ahead.



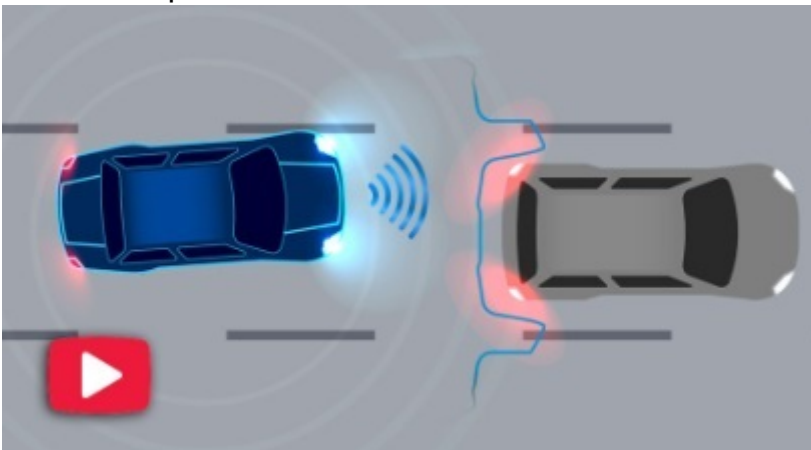
HIGH SPEED / URBAN FORWARD COLLISION WARNING SYSTEM (FCWS/ uFCWS)

Accidents can be avoided by maintaining a safe following distance. Road Safety Warning System in the THINKWARE DASH CAM calculates the real-time distance between your vehicle and the vehicle in front of you, while driving above 30 km/h in expressways or under 30 km/h in a busy city, and issues a 3-level early warning to the driver depending on the danger of collision.



LANE DEPARTURE WARNING SYSTEM (LDWS)

Drowsy or distracted driving greatly increases the chance of an accident on the road. The Lane Departure Warning System will alert the driver when the vehicle goes off lane in a speed over 50 km/h.

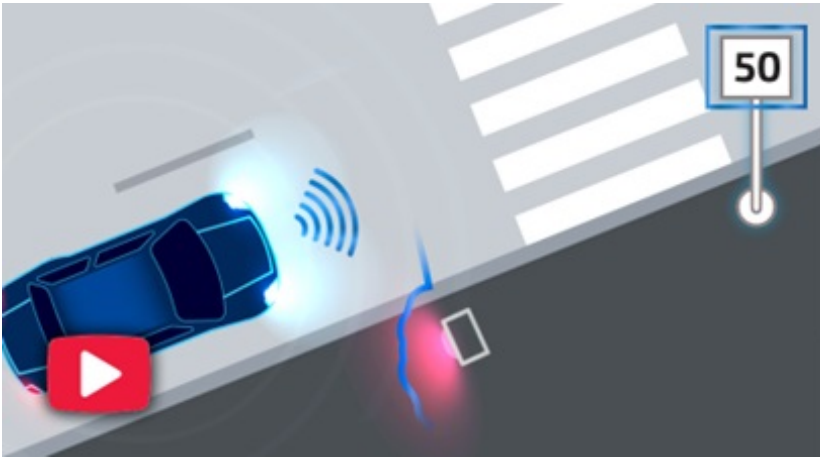


SAFETY CAMERA ALERT*

The Safety Camera Alert function of THINKWARE DASH CAM actively alerts the driver of any photo enforcement locations on the route while still recording videos.

THINKWARE Dash Cam provides active warning for these 5 types of road safety

cameras:



Red Light: warning system for the red light. If there is light traffic ahead, camera will inform you.

Speed camera: warning system for speed & red light cameras in 400 & 200 meters. It also tell you the maximum speed of the specific road.

Average speed: warning system for entering average speed zone (trajectory control).

Mobile zone: the camera let you know areas which are used more often for mobile speed checks



RED LIGHT

WARNING SYSTEM



SPEED CAMERA

WARNING SYSTEM



RED LIGHT & SPEED CAMERA

WARNING SYSTEM



AVERAGE SPEED

WARNING SYSTEM

RECORDING MODES

CONTINUOUS RECORDING MODE

This mode is activated automatically when you start the engine. Recorded videos are saved in one-minute segments with an auto-looping mechanism.



EVENT RECORDING MODE

The Active Impact Monitoring System will automatically store the video data ten seconds prior to and after a collision registered by the 3-axis G-Sensor.





MANUAL RECORDING MODE

Similar to a video camera, you can use the Manual Recording Mode to capture events that occur in front of your vehicle whether or not it is in motion.



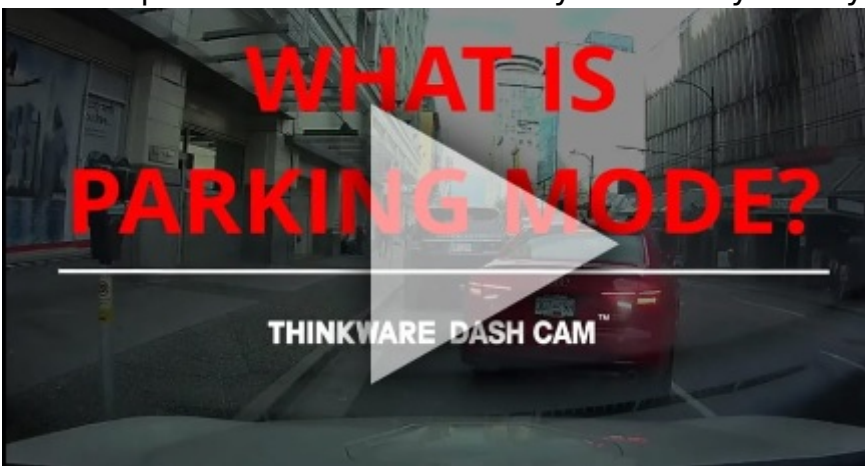
ENERGY SAVING MODE 2.0 & PARKING RECORDING MODE

The Energy Saving 2.0 is a revolutionary development of parking mode. With greatly reduced amount of electricity consumption, the dash cam will be at a standby up to 17.5 days / 420 hours. When you are away for a vacation or leaving your car for quite some time, energy saving parking recording is a recommended solution. When in use, the device will go to sleep and soon after an impact has been detection by built-in G-sensor, it will wake up within a second and start recording for next 20 seconds of period.



PARKING SURVEILLANCE MODE

Parking Surveillance mode is automatically activated when you turn off the ignition, and captures footage when a motion or impact is detected so you have video evidence of mishaps like hit-and-runs while you're away from your vehicle.




IMPACT DETECTION

Monitor any impact to the vehicle while it is parked to catch any hit-and-run driver in the act while you are away.



MOTION DETECTION

Monitor and capture any motion around the vehicle for potential vandalism attempts.



TIME LAPS*

Important clips and images may get deleted due to insufficient memory space during long continuous recordings especially in standard parking recording mode which requires large memory for saving 15 to 30 frames per second. TIME LAPSE MODE in the F200 PRO records 2 frames per second reducing the size of the video file. This allows video recordings in parking mode to continue up to 10 times longer than the motion detection recording: [HOW IT WORKS](#)

*Requires Hardwiring Cable and installation for Parking mode (professional installation recommended).

VIEWER

PC/MAC VIEWER

This mode is activated automatically when you start the engine. Recorded videos are saved in one-minute segments with an auto-looping mechanism: [HOW IT WORKS](#)



APP

Receive impact notifications or monitor remotely what's happening around your vehicle via your smartphone with the Thinkware CONNECTED app. With the U3000 connected to the internet, the dedicated Thinkware CONNECTED app gives you access to the following features.



THINKWARE CONNECTED

Subscription Fee /Month	Free	Latest Parked Location Info	Unlimited
Service Duration	5 years	Cloud Back-up (Event)	30 days
Remote Live View	300min	Drive Summary Data Export***	Available
Impact Notification *		Dash Cam Power Off **	Available
– Thumbnail Alert (Parked) *	Unlimited	Vehicle/External Battery Data **	Available
– Video Clip (Parked) *	100	Dash Cam Status Information **	Available
– Video Clip (Big Impact While Driving)	10	Supported Service Type	App, Mo
– SOS Video Clip *	10	-	-

* Times per month

** Available App Only

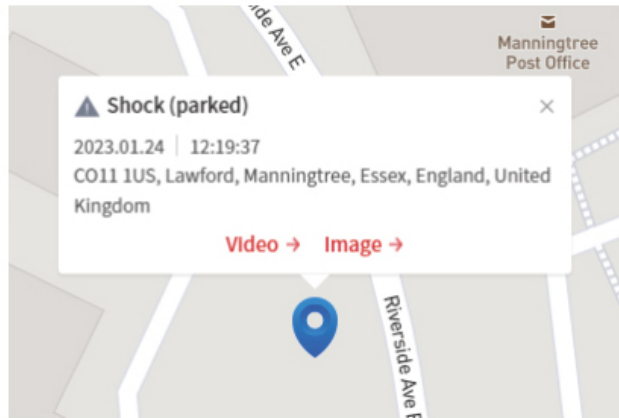
*** Available PC Web Only

Captured Image of Most Recent Parking

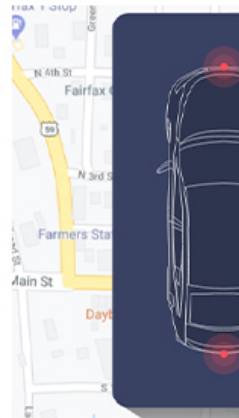


Check the vehicle's location
with the captured images

Impact Notification when Parked



immediate notification
with video clips via
Phone/Web



Monit
Conti

Send Emergency Driving History



SOS Message to designated
Phone in the event of strong
impacts or pressing the
SOS button

Vehicle Status& Driving History



* Service deta
additional u

Manage your fleet efficiently
by driving history/behavior
data in real time

OTHER FUNCTIONS

FORMAT FREE TECHNOLOGY

THINKWARE DASH CAM utilizes the FAT (File Allocation Table) system. This allows THINKWARE's proprietary Format Free Technology to eliminate the need for periodical manual formatting of recorded video files on the microSD memory card. It also helps extend the life of your memory card. You can view recorded video files on any PC without having to worry about converting files. THINKWARE DASH CAM saves the

hassle of manually clearing memory space.

COMPREHENSIVE DRIVING INFORMATION WITH GPS

With the internal GPS Tracker, the THINKWARE DASH can record the vehicle's driving speed and provide its precise location and routes identification on the map. The GPS Tracker helps you to accurately assess the details of the surrounding area by providing you with the vehicle speed and the time of a collision, and the severity of impact. The video recording feature not only stores driving footages in case of an event, but it can also be used to track your holiday travel routes.



HIGH-TEMPERATURE PROTECTION SYSTEM

The specially designed heat discharge construction and the built-in thermal sensor of the DASH CAM protect the device and its data against intense heat by automatically turning it off to prevent overheating: [HOW IT WORKS](#)



FAIL-SAFE RECORDING

In the event that the power gets disconnected after an accident, the fail-safe recording uses the Super Capacitor for backup power to ensure safe storage of any recording in progress – so you can be assured that your valuable data will be securely stored under any circumstances.

PARKING SURVEILLANCE MODE

Parking Surveillance mode is automatically activated when you turn off the ignition and captures footage when a motion or impact is detected so you have video evidence of mishaps like hit-and-runs while you're away from your vehicle.

*Requires Hardwiring Cable or OBD II Power Cable and installation for Parking Surveillance mode (professional installation recommended)



RADAR

Dual RADAR will be applied to the Dashcam for the first ever Dual RADAR is built into the front and rear cameras and When a person or vehicle is detected in a low-power recording situation, it immediately wakes up and starts recording motion.

Sensitivity can be set in 5 steps and can be detected from 1M minimum to 5M maximum



* Parking Surveillance mode requires Hardwiring Cable or OBD II Power Cable and installation (professional installation recommended).

* Energy Saving Mode 2.0 will disable all THINKWARE CLOUD features.

Energy Saving Parking Mode 2.0

The dash cam is on standby until an impact is detected. When an impact is detected, the dash cam wakes up to record a 20 second video.

THINKWARE CONNECTED

Monitor your vehicles' activity remotely. THINKWARE CONNECTED lets you check your vehicles' location and receive notifications directly on your compatible iOS/Android smartphone.* **

Get peace of mind with features like:

- Strong Impact Notification (parked & driving)
- Vehicle status & Driving History
- Capture image of Most Recent Parking
- Remote Live View
- Vehicle Location
- Geo-Fencing
- Emergency message

* THINKWARE CLOUD uses your smartphone's or mobile hotspot device's internet connection to send and receive notifications. Carrier charges may apply.

** Smartphone Hotspot connection is required for first time registration.

MONITOR REMOTELY

Watch what is happening in real-time. Monitor your vehicle with your smartphone, no matter where you are. Live Resolution: 768x452p @15fps

THINKWARE CONNECTED lets you check your vehicles' location and receive notifications directly on your compatible iOS/Android smartphone.^{1 2}



1. THINKWARE CLOUD uses your smartphone's or mobile hotspot device's internet connection to send and receive notifications. Carrier charges may apply.

2. For Parking Surveillance mode, Hardwiring Cable or OBD II Power Cable and installation are required (professional installation recommended). During Parking Surveillance mode, THINKWARE CLOUD uses your portable hotspot device's or vehicle Wi-Fi's internet connection to send and receive notifications. Carrier charges may apply. Energy Saving Mode

2.0 is not available when Thinkware Cloud 2.0: Remote Live View during Parking Mode is enabled.

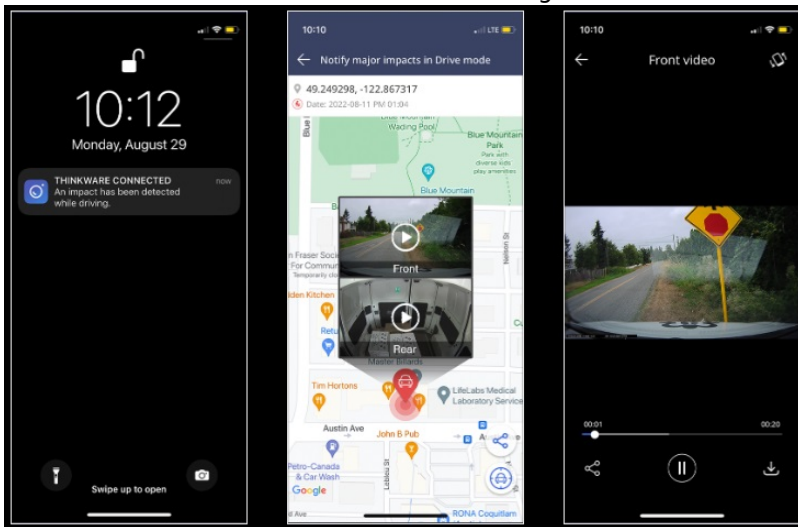
3: Q800 PRO on Continuous Driving Mode Only

4: Live View: Up to 300 minutes per month. (Reset on every 1st day of the month)

STRONG IMPACT NOTIFICATION - WHILE DRIVING

A serious impact stronger than 3g will trigger the Thinkware CONNECTED to show a notification on the app and send an emergency message to your registered contacts. The notification and message will contain crucial information like where the accident took place and a link to a 20-second video clip of the accident (10 seconds before and after the impact). This clip is saved on the server automatically and you can access it later as well. This feature is helpful in case of a potential major incident so your loved ones or fleet manager can take swift action.

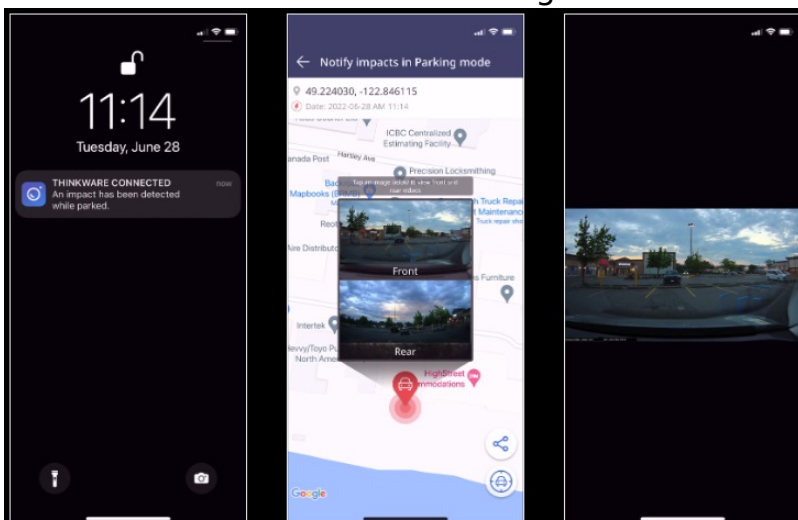
*No new videos can be recorded while saving the 20 seconds of the first impact file.



STRONG IMPACT NOTIFICATION - WHILE PARKED

If an impact is detected while the car is parked, the app will receive a notification automatically. A 20-second video of the incident (10 seconds before and after the incident) is also saved on the Thinkware CONNECTED server if the user gives consent, and can be checked later from the app.

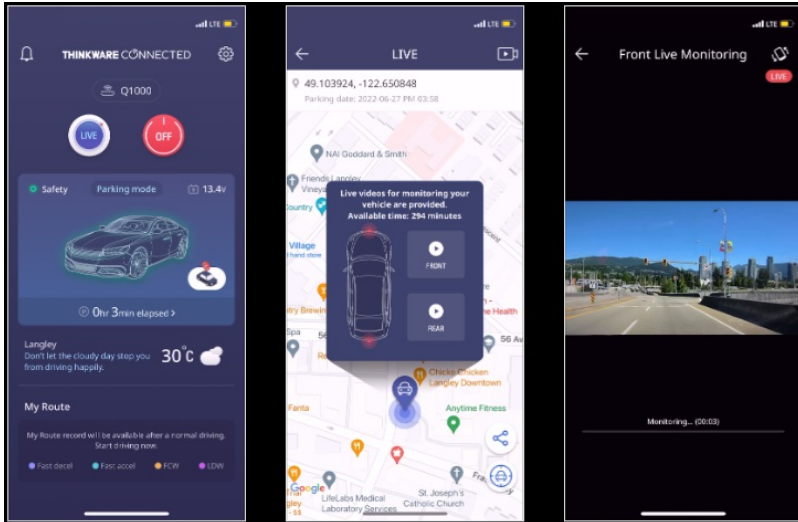
*The dash cam must have Parking Surveillance mode enabled.



REMOTE LIVE VIEW

Thinkware CONNECTED allows you to see what the camera is viewing in real-time as well as your vehicle's location. This will help parents, fleet managers, and vehicle owners to monitor the vehicle's activity, no matter where they are.

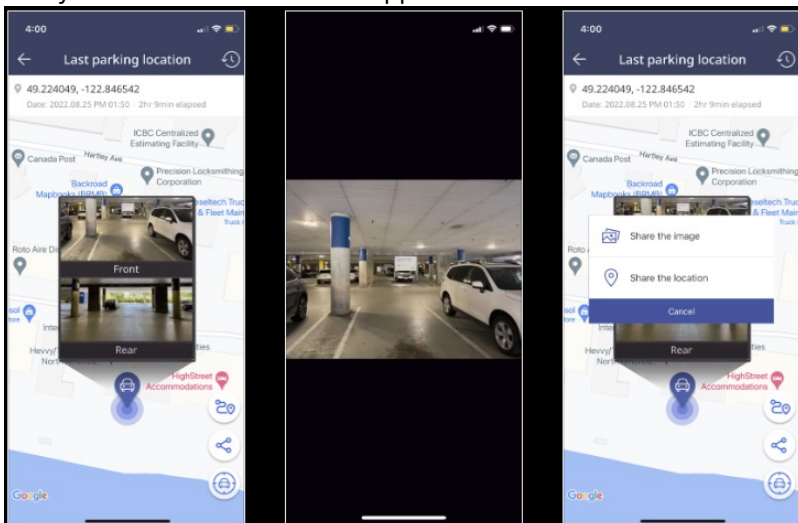
Remote Live View: **Up to 300 minutes per month for FREE** (Reset on the 1st day of each month)



CAPTURED IMAGE OF MOST RECENT PARKING

With Thinkware CONNECTED, you won't have to remember where you parked your vehicle. This feature allows you to view an image of your front and rear views of where you last parked, along with the location of the vehicle. You can also go to 'Parking History' to find a record of your previous Parking Captured images.

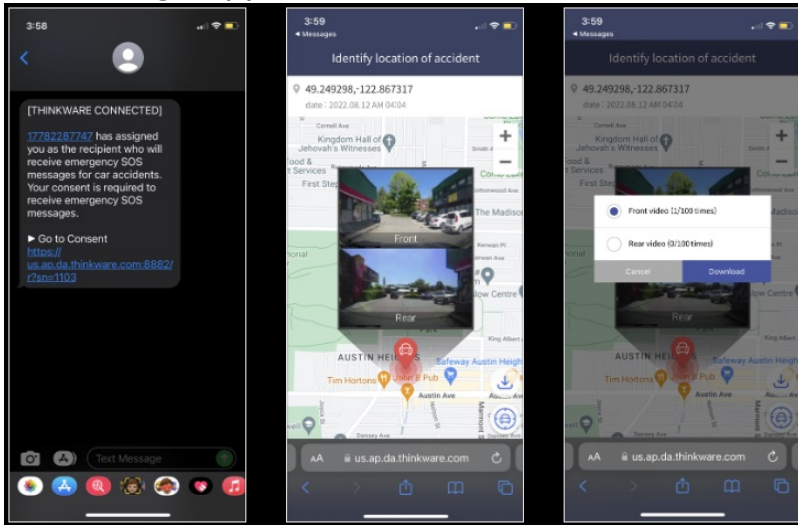
*Only available on the mobile app.



SEND EMERGENCY MESSAGE

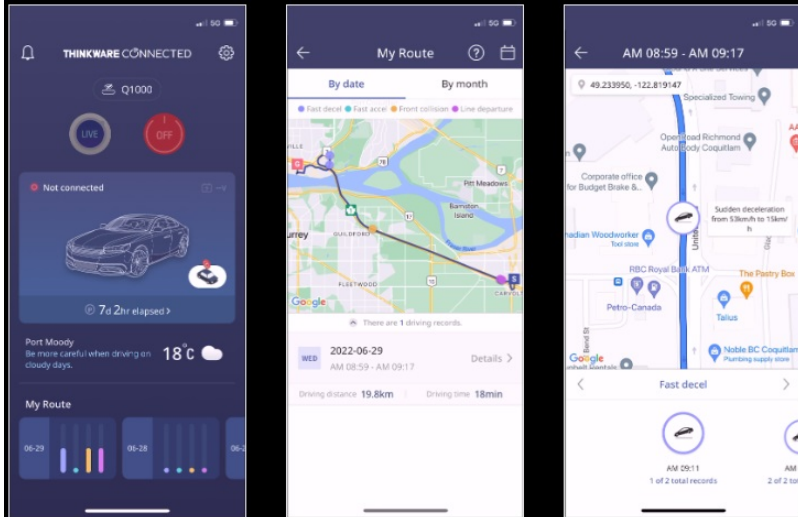
An emergency message can be sent to all registered contacts when the driver presses the REC button located on the dash cam for more than 3 seconds to request for help.

In this situation, a 10-second video (5 seconds before and after the incident) will be uploaded to the server automatically. You can register the contact details of your friends, family, or associates and ensure that help will be on the way in case something happens.



VEHICLE STATUS & DRIVING HISTORY

You can find important information like whether the vehicle is parked or driving, check the battery voltage, and even turn off the dash cam remotely if the battery voltage is low, all from the Thinkware CONNECTED App. The app also allows you to view driving history with information like date, time, distance, route, and driving behavior.



GEO-FENCING

Geo-Fencing allows parents or fleet managers to be updated on vehicles' comings and goings. The dash cam will send a push notification through the THINKWARE CONNECTED mobile app if a vehicle enters or exits a pre-selected geographic zone. The radius of the zone can be set easily by simply tapping on the Google Maps display and selecting the desired radius, from 100m all the way up to 600km.

*Geo-fencing is only available with Home and Enterprise plans.

NOTES

- PARKING MODE: Requires Hardwiring Cable or OBD II Power Cable and installation for Parking Surveillance mode (professional installation recommended)
- Check the other tabs for "Compatibility" - "Package contents" - "Product specifications"