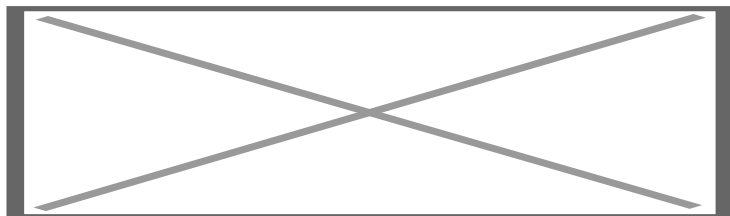


## Rear & Front camera interface Mercedes Vito Audio30\_40 (Garmin)

Art. Nr: IF-MB-AU30V

---



### DESCRIPTION

---

#### General

The NavInc NAVconnect interfaces allow for connecting video sources to the original Mercedes Vito Audio30\_40 (Garmin)

The interface is equipped with various options such as; 1\* Front camera input - 1\* Rear camera input & LVDS input

#### Features

- 1x Rear camera input
- 1x Front camera input (with auto switch OFF)
- 1x LVDS input (to connect APPplay & NAVplay)
- Adjustable parking lines via OSD menu
- OEM button support
- 3 Year warranty & Support

### EXCLUSIVE INTERFACE FEATURES


---

#### Features:

- Reverse Camera input
- Front camera input
- Image retention while driving
- Adjustable parking lines
- OSD menu

## OEM BUTTON

---



## CAMERA FEATURES

---

### **Rear camera input with Parking guidelines**

Rear camera input with parking guidelines option.

The guidelines makes it much easier to determine the distance to the object you are driving towards.

The guidelines are adjustable horizontal as well as vertical so the lines can be adjusted to the car.



**Ajustable guide lines**

## **Front camera input**

Front camera input which will be selected after leaving the reverse gear.

Via the OSD menu you can select show time:

- 3 sec
- 5 sec
- 10 sec
- 15 sec

## **NOTES**

---

- We recommend that the installation will be performed by a qualified specialist
- Check the other tabs for "Compatibility" - "Package contents" - "Product specifications"

## **LEGAL INFORMATION**

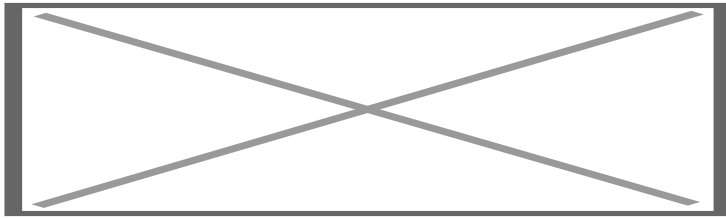
---

The driver of the vehicle should not be inferred from the motion images. In many countries, watching movies while driving is prohibited. Therefore we accept no responsibility for material or personal injuries, directly or indirectly, due to installation of the interface modules.

Interface and Software basic information:

The NavInc interfaces are no navigation systems or screens to replace the navigation system. The NavInc interfaces enable the possibilities to connect different Audio/Video sources to the navigation system.

Manufacturers create adjusted software and hardware versions, options and enhancements which ensures that the compatibility of the products cannot be guaranteed 100%. Compatibility lists are based on customer feedback and experiences and will constantly be updated for optimal customer support.



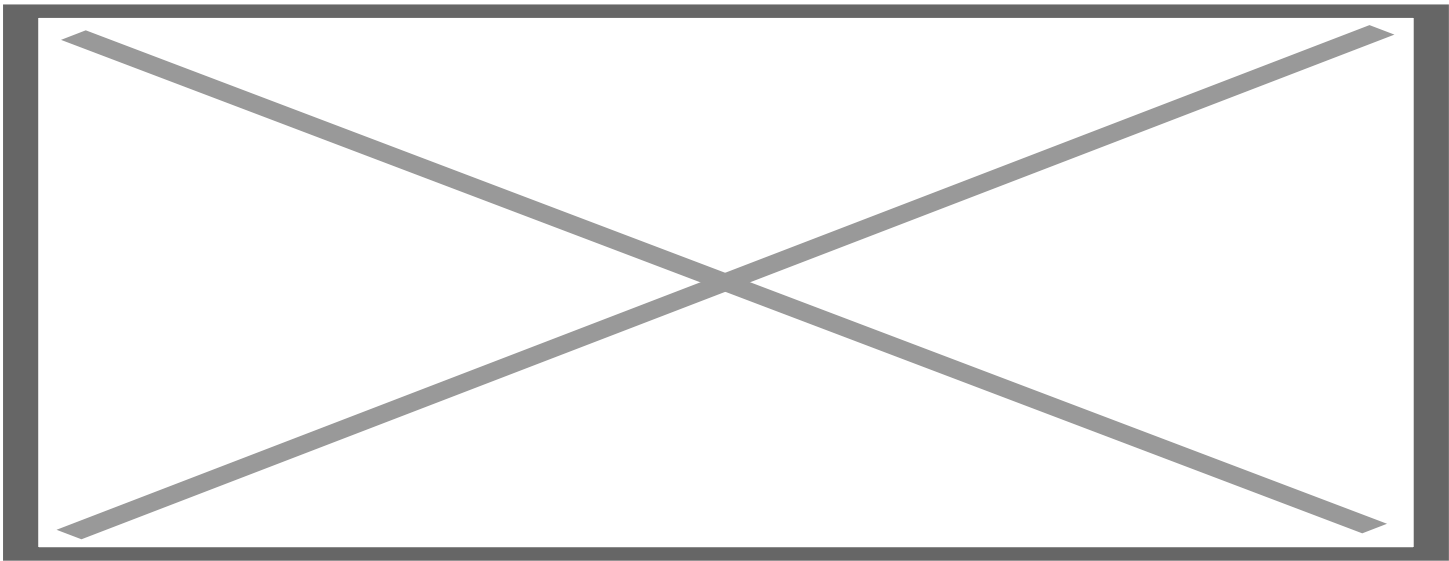
**COMPATIBILITY**

---

**CAR**

This kit is compatible with the following models:

- Mercedes Vito – Audio30 (Garmin)
- Mercedes Vito – Audio40 (Garmin)
- (Not compatible with Pioneer head-units)*



**REQUIREMENT**

---

<b>AUDIO OUTPUT</b>	The interface inserts ONLY video signals into the infotainment. It is essential to have an Aux-in, when using audio from an external AV source.
<b>CVBS</b>	Only compatible with NTSC sources.
<b>LVDS</b>	Compatible with NAVplay & APPplay module
<b>SCREEN</b>	Interface is compatible with Audio30 & Audio40 from Garmin only (not Pioneer)
<b>FRONT CAMERA</b>	<p>The front camera input will automatically switch after leaving the reverse gear.</p> <p>You can set the display time in seconds via the OSD menu (1-15 sec).</p> <p>It is also possible to select the FRONT camera input manually</p>

<b>OEM REAR CAMERA</b>	The interface does switch back automatically to the OEM rear camera input when the reverse gear is engaged.
<b>GUIDELINES</b>	Static lines are available via the interface OSD menu
<b>iPAS</b>	iPAS option is not available (moveable grid lines)
<b>PIP</b>	PiP option is not available for original parking sensor overlay (Picture in Picture)
<b>REAR SELECT CAMERA INPUT</b>	When interface only work with the 12V reverse detection wire (grey wire)
<b>INSTALLATION</b>	We recommend that the installation will be performed by a qualified specialist
<b>NOTE</b>	Support multi-touch for NAVplay