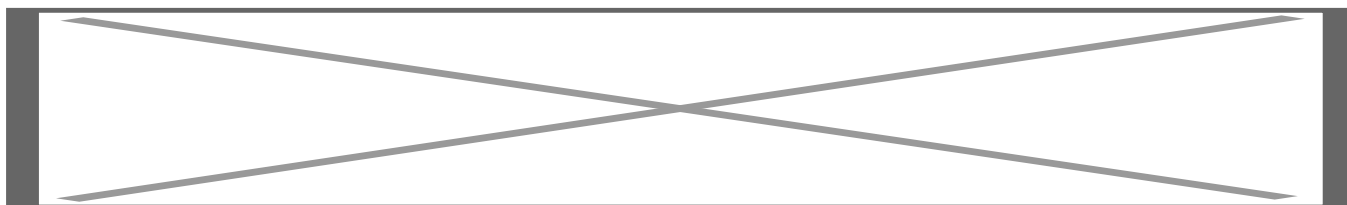


Size UP + APPplay_CARplay & Android AUTO integration - stand alone 12V

Art. Nr: REP-MB-12V



DESCRIPTION

General

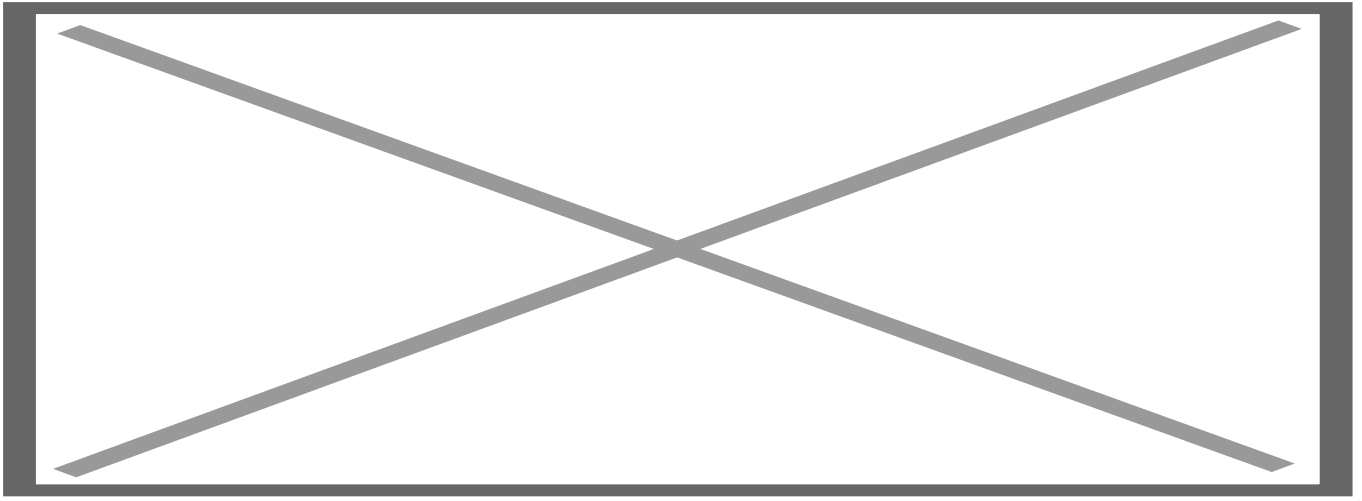
UPgrade set with 9.0 inch High resolution capacitive touch screen + APPplay. The Size UP has the same design as the OEM Comand display. This kit works with 12V ACC.

Upgrade your Size UP with CARPLAY & ANDROID AUTO. You can run apps from your Phone via CarPlay & Android Auto without touching your Phone. You can control this Carplay and Android Auto kit via touch screen and via voice control (Siri or Google Assistant).

Example video

Features

- LVDS input with touch screen support (NAVplay or APPplay)
- HDMI input (for HDMI devices)
- Rear camera input
- Dynamic Parking Lines (IPAS)
- Picture in Picture from Parking sensors (PiP)
- Front camera input
- Audio/Video input
- 1280x800 Resolution
- Use OEM MMI button to enter screen inputs
- 2 Year warranty & Support




EXCLUSIVE APPplay FEATURES

Upgrade your Size UP with CARPLAY & ANDROID AUTO. You can run apps from your Phone via CarPlay & Android Auto without touching your Phone. You can control this Carplay and Android Auto kit via touch screen and via voice control (Siri or Google Assistant).

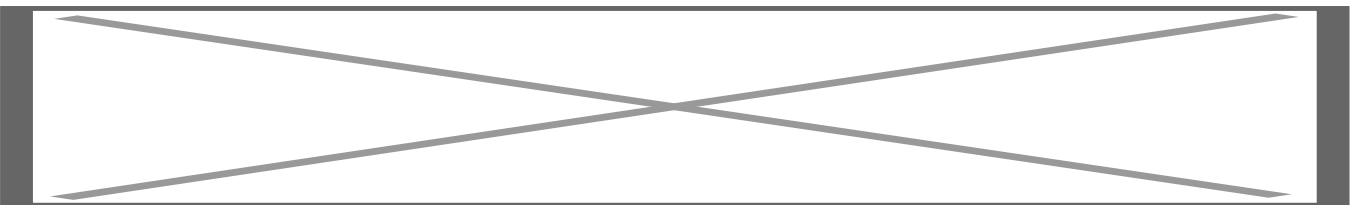
Features:

- Control via touch screen
- Control via voice (Siri & Google Assistant)
- Run navigation apps like; Google maps, TomTom & Waze
- Play music apps like; Spotify, Podcast, Music
- Making phone calls and listening to your messengers



NOTES

- It is essential to have an Aux-in
- We recommend that the installation will be performed by a qualified specialist
- Check the other tabs for "Compatibility" - "Package contents" - "Product specifications"



COMPATIBILITY

CAR

This kit is universal and works with ignition feed 12V

REQUIREMENT

AUDIO OUTPUT	The interface inserts ONLY video signals into the infotainment. It is essential to have an Aux-in, when using audio from an external AV source.
CVBS	Only compatible with NTSC sources.
LVDS	LVDS input is compatible with NAVplay & APPplay module
SCREEN	This kit works with 12V ACC
FRONT CAMERA	<p>The front camera input will automatically switch after leaving the reverse gear.</p> <p>You can set the display time in seconds via the OSD menu (1-15 sec).</p> <p>It is also possible to select the FRONT camera input manually</p>
OEM REAR CAMERA	Not supported
GUIDELINES	Static lines are available via the interface OSD menu
PIP	Not supported
REAR SELECT CAMERA INPUT	Rear camera input works via a 12V reverse trigger wire
INSTALLATION	We recommend that the installation will be performed by a qualified specialist
EXTRA NOTE	Please check if you need the optional bracket

