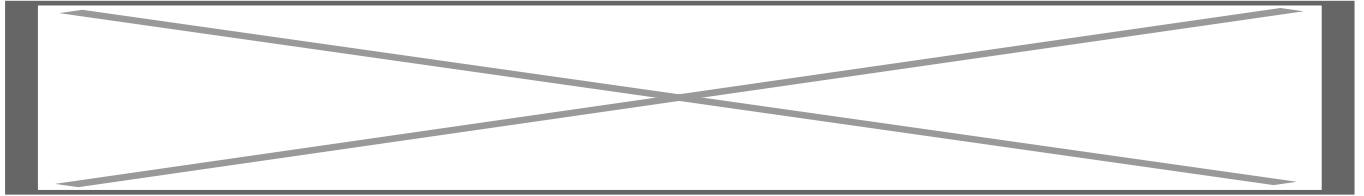


Size UP + NAVplay integration BMW iDrive CCC (E60/E90/E63)

Art. Nr: REP-NP6-E60



DESCRIPTION

General

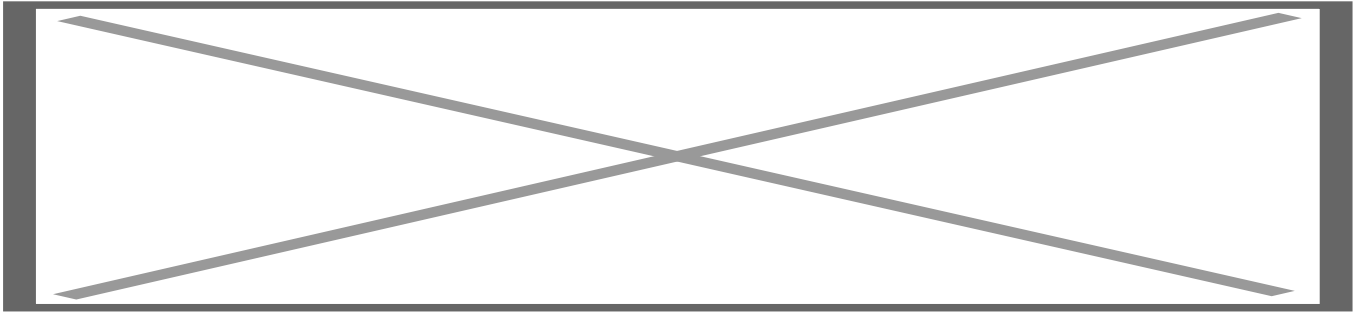
UPgrade your **BMW iDrive CCC** with a 8.8 inch High resolution capacitive touch screen without replacing the original iDrive system. The VividScreen has the same design as the OEM iDrive Professional display, to maintain the OEM look.

Upgrade your Size UP with NAVplay, a complete Android system for multimedia and navigation and enjoy all your favourite apps in the car. You can control the NAVplay via the Size UP touch screen.

Example video

Features

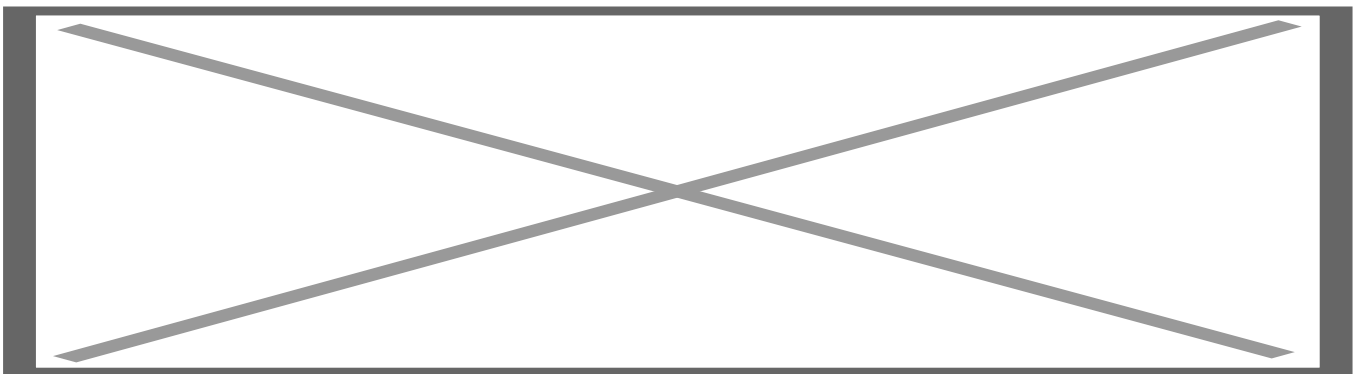
- LVDS input with touch screen support (NAVplay or CARplay)
- HDMI input (for Mirrorlink or Apple TV)
- Audio/Video input
- Rear camera input
- Dynamic Parking Lines (IPAS)
- Picture in Picture from Parking sensors (PiP)
- Front camera input
- 1280x480 Resolution
- FM Audio Transmission output
- Use OEM iDrive button to enter screen inputs
- 2 Year warranty & Support



EXCLUSIVE INTERFACE FEATURES

Features:

- 2* AV input
- Audio output select
- Image retention while driving
- Adjustable parking lines via OSD menu
- Activation interface via original iDrive buttons
- OSD menu



EXCLUSIVE NAVplay FEATURES


Extend your Size UP with a complete Android system for multimedia and navigation and enjoy all your favourite apps in the car. All the original features are retained.

The interface is equipped with various options such as; navigation, USB connection for film and music, Carplay/Android Auto, WiFi, Audio/video input, camera input, audio/video output, etc. You will have all the features of an Android tablet integrated on your original screen of your vehicle!

Features:

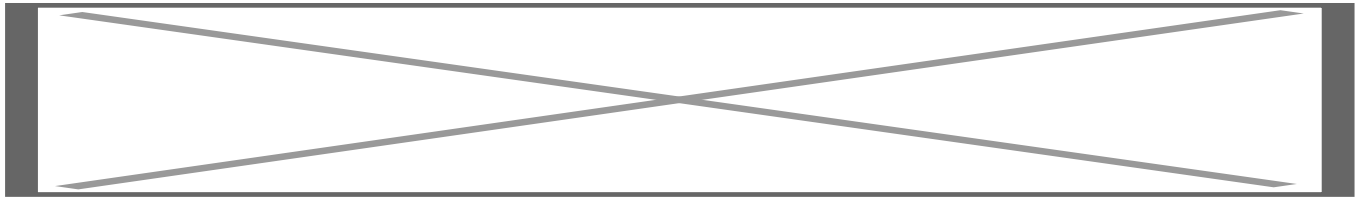
- Supports Android Play-Store (Various applications supported)
- Customize your navigation with your own Apps from the App store

- Customize your Home screen with fast buttons to access your Apps
- Side navigation bar to control your Android system
- 1x Microphone connection for voice recognition (microphone optional)
- 1x Speaker connection (speaker included)
- GPS connection to navigate without internet access (GPS antenna included)
- Multiple ways to store data and communication ports (2x USB 2.0 & 1x microSD Slot)
- Support 3G & 4G via uSIM slot (antenna included)
- Wifi hot spot (antenna included)
- Setting menu to change your display, Apps and other settings



NOTES

- It is essential to have an Aux-in
- We recommend that the installation will be performed by a qualified specialist
- Check the other tabs for "Compatibility" - "Package contents" - "Product specifications"



COMPATIBILITY

CAR

This kit is compatible with the following models:

BMW

3 serie (E90/E91/E92/E93)	2005-2009	iDrive CCC Professional & Business (6.5" & 8.8")
5 serie (E60/E61)	2003-2009	iDrive CCC Professional & Business (6.5" & 8.8")
6 serie (E63/E64)	2004-2009	iDrive CCC Professional & Business (6.5" & 8.8")

*Picture in picture option only compatible with 8.8" iDrive screen.

*Rear select via CAN-BUS only available with automatic gearbox

*For manual gear please use CAN-BUS interface for reverse gear signal.

REQUIREMENT

AUDIO OUTPUT	The interface inserts ONLY video signals into the infotainment. It is essential to have an Aux-in, when using audio from an external AV source.
CVBS	Only compatible with NTSC sources.
LVDS	LVDS input is compatible with NAVplay & CARplay module
SCREEN	Interface is compatible with 6.5" & 8.8"

FRONT CAMERA	<p>The front camera input will automatically switch after leaving the reverse gear.</p> <p>You can set the display time in seconds via the OSD menu (1-15 sec).</p> <p>It is also possible to select the FRONT camera input manually</p>
OEM REAR CAMERA	The interface does not switch back automatically to the OEM rear camera input when the reverse gear is engaged.
GUIDELINES	iPAS & Static lines are available via the interface OSD menu
PIP	We recommend that the installation will be performed by a qualified specialist
REAR SELECT CAMERA INPUT	Interface will respond on CAN for cars with auto gearbox. When manual gear box please use the rear detection wire.
INSTALLATION	We recommend that the installation will be performed by a qualified specialist