

Heavy Duty Quad Monitor 7.0"; 400cd; PAL/NTSC; 12-32V

Art. Nr: TFT-HD-Q70



DESCRIPTION

Professional Heavy duty Quad monitor

Features

- 7" Digital Color TFT-LCD(16:9)
- Refined, but rugged mechanical design
- Anti-glare protective window sheet with low color distortion
- View image switching mode (Normal/Mirror)
- Various display mode (full/split1/split2/triple-pip/quad)
- Dimmer by CDS sensor (LCD brightness adjustment)
- Free Voltage in Input Power
- Built-in circuit protection chipset
- LED buttons to improve visibility of the operation in dark or night
- Automatic Parking Line display by Trigger On
- CE-mark
- FCC-mark
- 2 Year warranty & Support

EXCLUSIVE MONITOR FEATURES

Highest Quality lens

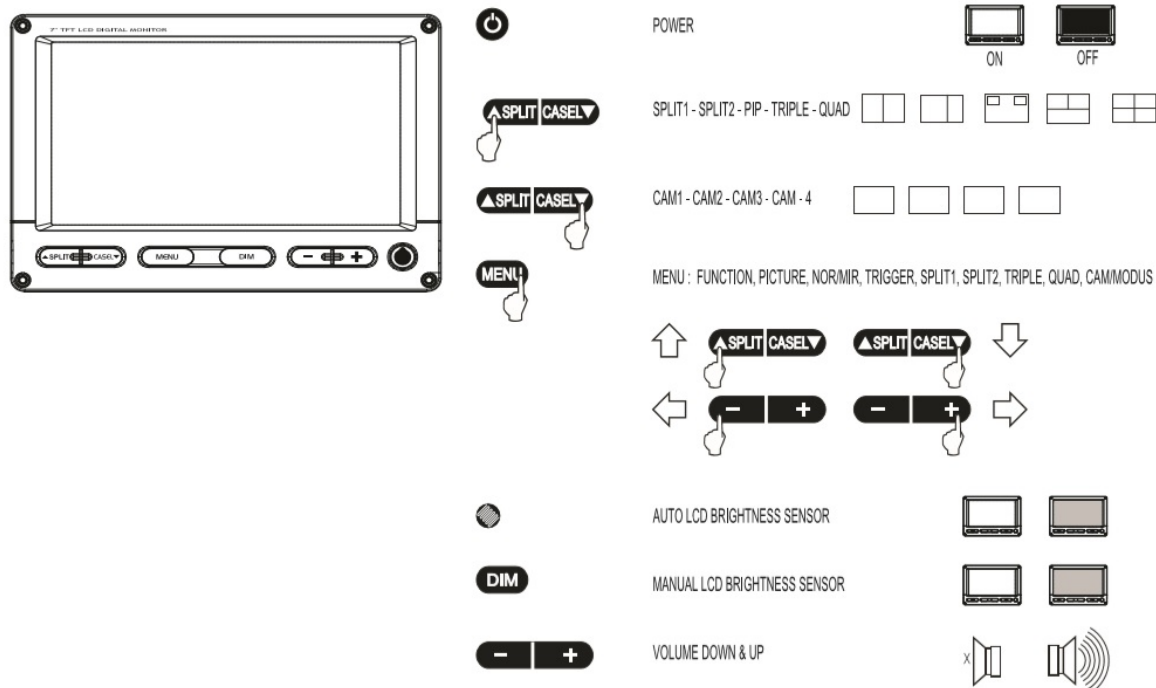
High End 1/3.2" SONY CMOS HD Color Sensor with 1280*960 resolution



SONY

Buttons

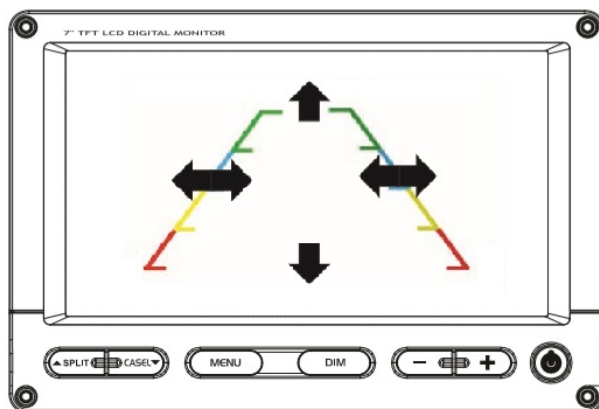
Controle buttons on front



Guide Line

Automatic Parking Line display by Trigger On

- Parking Guide Line Adjustable manually (Up & Down, Left & Right)
- Parking Guide Line displaying CH selectable
- Parking Guide Line display ON/OFF
- Parking Guide Lines adjustable in menu



■ SETUP



LINE DISPLAY ON/OFF

FUNCTION	
LANGUAGE	ENGLISH
SYSTEM	PAL
DIMMER	AUTO
PAS	ON
RESET	▶



LINE DISPLAY TRIGGER(CAMERA) SETUP

TRIGGER	
TRIG 1	CA1
TRIG 2	CA2
TRIG 3	CA3
TRIG 4	CA4
TRIG 1 TIME	3
TRIG 2 TIME	3
TRIG 3 TIME	3
TRIG 4 TIME	4
PAS TRIG	1

OSD MENU

Via the OSD menu is it possible to adjust different settings:

FUNCTION	
LANGUAGE	ENGLISH
SYSTEM	PAL
DIMMER	AUTO
PAS	ON
RESET	►

PICTURE	
CONTRAST	50
BRIGHTNESS	50
COLOR	50
TINT	50

NOR/MIR	
CA1	NORMAL
CA2	NORMAL
CA3	NORMAL
CA4	NORMAL

TRIGGER	
PAS TRIG	1
TRIG 1	CA1
TRIG 2	CA2
TRIG 3	CA3
TRIG 1 TIME	3
TRIG 2 TIME	3
TRIG 3 TIME	3

SPLIT 1	
SOURCE 1	CA1
SOURCE 2	CA2
AUDIO	CA1

TACHO GRAPH	
TACHO SW	OFF
TACHO	QUAD
TACHO TIME	5
FREQUENCY	67Hz

FUNCTION	LANGUAGE	ENGLISH
	SYSTEM	PAL / NTSC
	DIMMER	OFF / AUTO
	PAS	ON / OFF (PARKING GUIDE LINE)
	RESET	►
PICTURE	CONTRAST	0 - 100
	BRIGHTNESS	0 - 100
	COLOR	0 - 100
	TINT	0 - 100
NOR/MIR	CA 1	NORMAL / MIRROR
	CA 2	NORMAL / MIRROR
	CA 3	NORMAL / MIRROR
	CA 4	NORMAL / MIRROR
TRIGGER	PAS TRIG	CA1 / CA2 / CA3 / CA4 (PARKING GUIDE LINE TRIGGER SETUP)
	TRIG 1	CA1/CA2/CA3/CA4/SPLIT1/SPLIT2/PIP/TRIPLE/QUAD
	TRIG 2	CA1/CA2/CA3/CA4/SPLIT1/SPLIT2/PIP/TRIPLE/QUAD
	TRIG 3	CA1/CA2/CA3/CA4/SPLIT1/SPLIT2/PIP/TRIPLE/QUAD
	TRIG 1 TIME	0 - 9
	TRIG 2 TIME	0 - 9
	TRIG 3 TIME	0 - 9
SPLIT1	SOURCE 1	CA1 / CA2 / CA 3 / CA4
	SOURCE 2	CA1 / CA2 / CA 3 / CA4
	AUDIO	CA1 / CA2 / CA 3 / CA4
TACHO GRAPH	TACHO SW	ON/OFF
	TACHO	CA1/CA2/CA3/CA4/SPLIT1/SPLIT2/PIP/TRIPLE/QUAD
	TACHO TIME	0 - 9
	FREQUENCY	5 - 151

SPLIT 2	
SOURCE 1	CA1
SOURCE 2	CA2
AUDIO	CA1

SPLT2	SOURCE 1	CA1 / CA2 / CA 3 / CA4
	SOURCE 2	CA1 / CA2 / CA 3 / CA4
	AUDIO	CA1 / CA2 / CA 3 / CA4

PIP	
SOURCE 1	CA1
SOURCE 2	CA2
SOURCE 3	CA3
AUDIO	CA1

PIP	SOURCE 1	CA1 / CA2 / CA 3 / CA4
	SOURCE 2	CA1 / CA2 / CA 3 / CA4
	SOURCE 3	CA1 / CA2 / CA 3 / CA4
	AUDIO	CA1 / CA2 / CA 3 / CA4

TRIPLE	
SOURCE 1	CA1
SOURCE 2	CA2
SOURCE 3	CA3
AUDIO	CA1

TRIPLE	SOURCE 1	CA1 / CA2 / CA 3 / CA4
	SOURCE 2	CA1 / CA2 / CA 3 / CA4
	SOURCE 3	CA1 / CA2 / CA 3 / CA4
	AUDIO	CA1 / CA2 / CA 3 / CA4

QUAD	
SOURCE 1	CA1
SOURCE 2	CA2
SOURCE 3	CA3
SOURCE 4	CA4
AUDIO	CA1

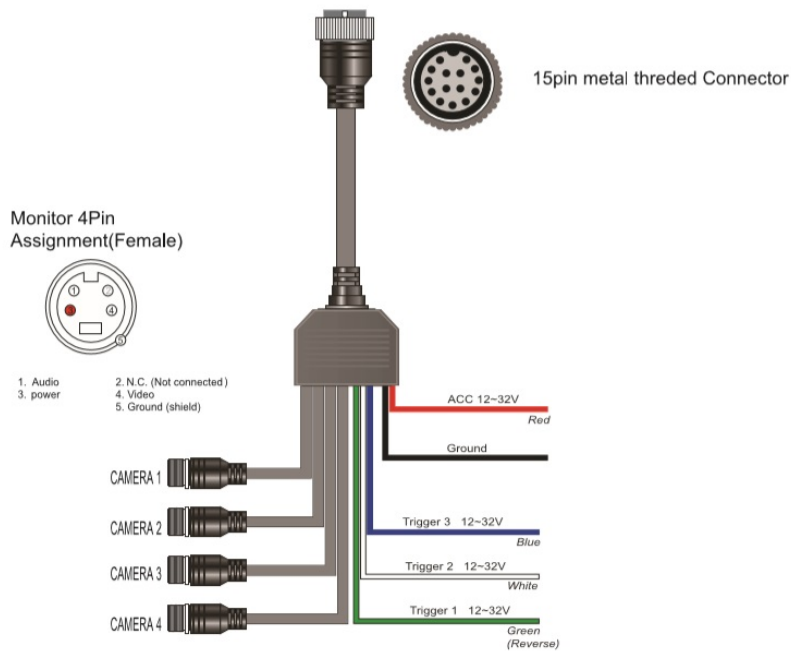
QUAD	SOURCE 1	CA1 / CA2 / CA 3 / CA4
	SOURCE 2	CA1 / CA2 / CA 3 / CA4
	SOURCE 3	CA1 / CA2 / CA 3 / CA4
	SOURCE 4	CA1 / CA2 / CA 3 / CA4
	AUDIO	CA1 / CA2 / CA 3 / CA4

CAM/MODUS	
CA 1	ON
CA 2	ON
CA 3	ON
CA 4	ON
SPLIT 1	ON
SPLIT 2	ON
PIP	ON
TRIPLE	ON
QUAD	ON

CAM/MODUS	CA 1	ON / OFF
	CA 2	ON / OFF
	CA 3	ON / OFF
	CA 4	ON / OFF
	SPLIT 1	ON / OFF
	SPLIT 2	ON / OFF
	PIP	ON / OFF
	TRIPPLE	ON / OFF
	QUAD	ON / OFF

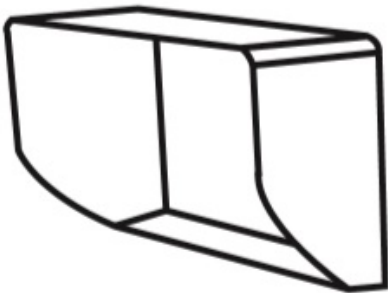
Trigger wire

Each camera input has its own trigger wire:



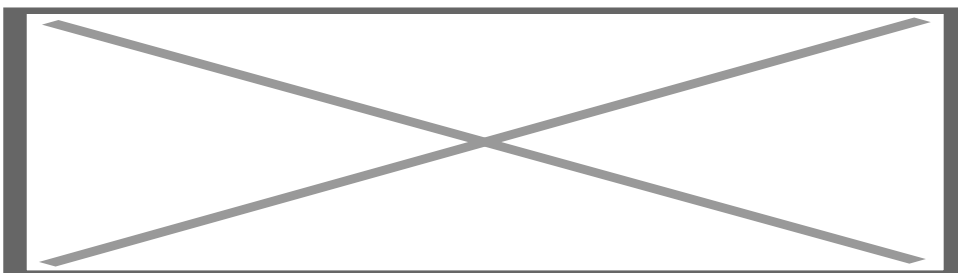
Sunviser

Included removeable sunvisor



Metal screw lock

Water- & shock proof 4-pins mini din screw lock connector.



NOTES

- We recommend that the installation will be performed by a qualified specialist
- Check also the other tabs for "Compatibility" - "Package contents" - "Product specifications"

LEGAL NOTICE

Please check before purchase if it is aloud to install this camera and it wont affect your MOT.



COMPATIBILITY

Universal use
Only for rear installation

NOTES

- Camera input cable is metal srewlock. If you need a RCA input, please use our adapter CAM-HD-CONM
- CVBS signal: support PAL, SECAM & NTSC