

**NAVconnect**
integrated solutions

DESCRIPTION

General

The NavInc NAVconnect interfaces allow for connecting video sources to the original Volvo Sensus system (9").

The interface is equipped with various options such as; 1* Front camera input & 1* Rear camera input.

Example video

Features

- 1x Rear camera input
- 1x Front camera input (with auto switch OFF)
- iPAS Parking lines
- Adjustubele parking lines via OSD menu
- PiP function (split screen)
- 3 Year warranty & Support

EXCLUSIVE INTERFACE FEATURES

Features:

- Reverse Camera input
- Front camera input
- Image retention while driving
- Adjustable parking lines
- OSD menu

CAMERA FEATURES

Rear camera input with Parking guidelines

Rear camera input with parking guidleines option.

The guidelines makes it much easier to determine the distance to the object you are driving towards.

The guidelines are adjustable horizontal as well as vertical so the lines can be adjusted to the car.



Adjustable guide lines

Front camera input


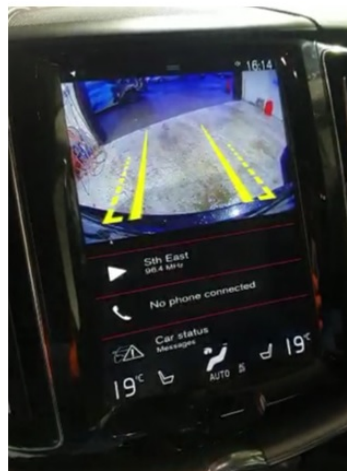
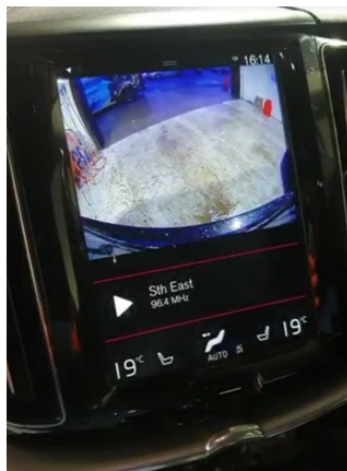
Front camera input which will be selected after leaving the reverse gear.


Via the OSD menu you can select show time:

- 3 sec
- 5 sec
- 10 sec
- 15 sec

Picture In Picture (PiP)

Splitscreen from the original parking sensors.



Section	Remote	Operation	Function
Sensus 9"		Long press PiP	Size 1 – camera & no lines Size 2 – iPAS lines + PiP Size 3 – camera + lines

NOTES

- We recommend that the installation will be performed by a qualified specialist
- Check the other tabs for "Compatibility" - "Package contents" - "Product specifications"

LEGAL INFORMATION

The driver of the vehicle should not be inferred from the motion images. In many countries, watching movies while driving is prohibited. Therefore we accept no responsibility for material or personal injuries, directly or indirectly, due to installation of the interface modules.

Interface and Software basic information:

The NavInc interfaces are no navigation systems or screens to replace the navigation system. The NavInc interfaces enable the possibilities to connect different Audio/Video sources to the navigation system.

Manufacturers create adjusted software and hardware versions, options and enhancements which ensures that the compatibility of the products cannot be guaranteed 100%. Compatibility lists are based on customer feedback and experiences and will constantly be updated for optimal customer support.



COMPATIBILITY

CAR

This kit is compatible with the following models:

Volvo models with - Sensus 9"

NOTE

AUDIO OUTPUT	The interface inserts ONLY video signals into the infotainment. It is essential to have an Aux-in, when using audio from an external AV source.
CVBS	Only compatible with NTSC sources.
LVDS	Not available
SCREEN	Interface is compatible with 9.0" monitors
FRONT CAMERA	The front camera input will automatically switch after leaving the reverse gear. You can set the display time in seconds via the OSD menu (1-15 sec).
OEM REAR CAMERA	The interface does not switch back automatically to the OEM rear camera input when the reverse gear is engaged.
GUIDELINES	iPAS & Static lines are available via the interface OSD menu
iPAS	iPAS option is available (moveable grid lines)
PIP	PiP option is available for original parking sensor overlay (Picture in Picture)
REAR SELECT CAMERA INPUT	When interface won't respond on reverse CAN, please use the 12V reverse detection wire (grey wire)
INSTALLATION	We recommend that the installation will be performed by a qualified specialist

