

## DESCRIPTION

### General

Upgrade your **Alfa Romeo** with APPplay smartphone interface. APPplay support multimedia via USB, CARPLAY, ANDROID Auto & camera to your existing system.

You can run apps from your Phone via CarPlay & Android Auto without touching your Phone. You can control APPplay via the **Controller** and via voice control.

### Example video

### Features

- Original Controller support
- Original car button support
- Original microphone support (oem bt carit function)
- Voice control support (Siri & Google Assistant)
- Run navigation apps like; Google maps, TomTom & Waze
- Play music apps like; Spotify, Podcast, Music
- Making phone calls and listening to your messengers
- Rear camera input
- Front camera input
- AV input
- MirrorLink support
- USB media support (MP3/MP4)
- Picture while driving
- Integrated DPS audio equalizer
- OSD menu to adjust picture and audio settings
- 3 Years warranty

## EXCLUSIVE APPplay FEATURES



CarPlay  
support



Android Auto  
support



Play video / music / photos  
via USB



iOS Screen  
mirroring



MFI chipset - Certified  
for Apple



DSP audio chip  
inside



3 years  
warranty



CE  
approved

### Features:

- Run apps like; Spotify / Flitzmeister / Apple Maps / Waze / Google maps
- Hands-free phone and messaging
- Siri Voice Control
- Music & video playback via USB

- Bluetooth pairing option available
- Wireless CARplay function via Wifi
- Integrated Audio control with equalizer
- Analog audio output (via RCA or 3.5mm jack)
- Support left & right hand drive cars
- Software updates via USB



## Why choose APPplay?

Compare to our competitors, our APPplay kit exist of two modules; 1\* NAVconnect car specific interface and 1\* APPplay interface. In this way we have the most stable Carplay & Android auto integration kit in the market and with 3 years warranty.



## EXCLUSIVE NAVconnect INTERFACE FEATURES











## Features:

- OEM button support
- Rear camera input (CVBS - NTSC)
- iPAS lines (moveable grid lines)
- Front camera input (CVBS - NTSC)
- Time delay setting front camera input (3-15sec)
- A/V input (to connect DVB-T tuner)
- A/V output (to connect head-rest screens)
- OSD menu (to adjust interface settings)

## NAVconnect OEM Button



Section	Button	Operation	Function
1		Long Press Short Press	Mode switch Selection <u>APPplay</u>
2		Long Press Short Press	Mode switch Selection <u>APPplay</u>
3		Nob UP Nob DOWN	Moving right <u>APPplay</u> Moving left <u>APPplay</u>
4		Spin RIGHT	Moving right <u>APPplay</u>
5		Spin LEFT	Moving left <u>APPplay</u>
6		Long press nob DOWN	Back function <u>APPplay</u> Bottom MENU Android AUTO
		Nob RIGHT	Next track
		Nob LEFT	Previous track



Section	Button	Operation	Function
ALFA	MENU	Long Press	Mode switch
	OPTION	Long Press	Mode switch

## NOTES

---

- It is essential to have an Aux-in, Bluetooth streaming option or USB input in the car.
- We recommend that the installation will be performed by a qualified specialist
- Check the other tabs for "Compatibility" - "Package contents" - "Product specifications"

## DISCLAIMER

---

Apple, iPod, iPhone, iTunes, CarPlay and the CarPlay logo are registered trademarks of Apple Inc., registered in the U.S. and other countries. Android, Android Auto, Google Maps, Waze and Talk to Google are registered trademarks of Google Inc.

The Bluetooth® word mark and logos are registered trademarks owned by the Bluetooth SIG, Inc.

Warranty notice: the NAVconnect box has a warranty period of 3 years and the APPplay box 2 years.

**APPplay**  
smartphone integration

## REQUIREMENT

<b>AUDIO OUTPUT</b>	The interface inserts ONLY video signals into the infotainment. It is essential to have an Aux-in, when using audio from the APPplay box
<b>VIDEO OUTPUT</b>	Video goes via RGB
<b>CONTROL</b>	You can control CARplay & Android AUTO via original Comand controller
<b>SCREEN</b>	Interface is compatible with 6.5"
<b>OPEN HU</b>	Not need to open the monitor
<b>FRONT CAMERA</b>	The front camera input will automatically switch after leaving the reverse gear. You can set the display time in seconds via the OSD menu (1-15 sec). It is also possible to select the FRONT camera input manually
<b>OEM REAR CAMERA</b>	The interface does switch back automatically to the OEM rear camera input when the reverse gear is engaged ( <i>only with auto gear box</i> ).
<b>GUIDELINES</b>	Static & iPAS lines are available via the interface OSD menu
<b>iPAS</b>	iPAS option is available when the car has original pdc (moveable grid lines)
<b>PIP</b>	PIP option is NOT available for original parking sensor overlay (Picture in Picture)
<b>REAR SELECT CAMERA INPUT</b>	Interface will respond on CAN for cars with auto gearbox. When manual gear box please use the rear detection wire.
<b>INSTALLATION</b>	We recommend that the installation will be performed by a qualified specialist
<b>EXTRA NOTE</b>	

## MEDIA PLAYER

Media player support the following files:

<b>MUSIC</b>	MP3
<b>VIDEO</b>	MP4

## MEDIA PLAYER

Media player support the following files:

<b>MUSIC</b>	MP3
<b>VIDEO</b>	MP4

## ANDROID AUTO

Your Phone must be compatible with Android AUTO & Androi Auto app must be available in your county.

An Android phone running Android 5.0 (Lollipop) and up with a data plan. For best performance, we recommend Android 6.0 (Marshmallow) and up. You can check your phone's software version by looking at the About Device section under Settings

Please check the following link for more info about Android Auto:

[LINK](#)

Apps you can use with Android Auto:

[LINK](#)

If your country is not supported (app is not available in Google Playstore) please see the following link how to get the App:

[LINK](#)

## **APPLE CARPLAY**

---

Your Phone must be compatible with Apple Carplay.

Please check the following link for more info about Apple Carplay:

[LINK](#)