



DESCRIPTION


General

Upgrade your **Mercedes** with CARPLAY & ANDROID Auto to your existing system. You can run apps from your iPhone Via CarPlay & Android Auto without touching your iPhone. You can control this Carplay kit via the **Comand controller** and via voice control (Siri).

Example video

Features

- Control via Comand controller
- Control via voice (Siri & Google Assistant)
- Run navigation apps like; Google maps, TomTom & Waze
- Play music apps like; Spotify, Podcast, Music
- Making phone calls and listening to your messengers
- Rear camera input
- Front camera input
- AV input
- HDMI input
- Original button support
- Picture while driving
- 2 Year warranty & Support



EXCLUSIVE CARPLAY & ANDROID AUTO FEATURES

Navigation with Apple Maps / Waze GPS app

Free turn-by-turn navigation with lane guidance, live traffic conditions, points of interest, and more

Hands-free phone and messaging

Make calls and send messages without taking your hands off the wheel, via Phone and iMessage

Info and assistance

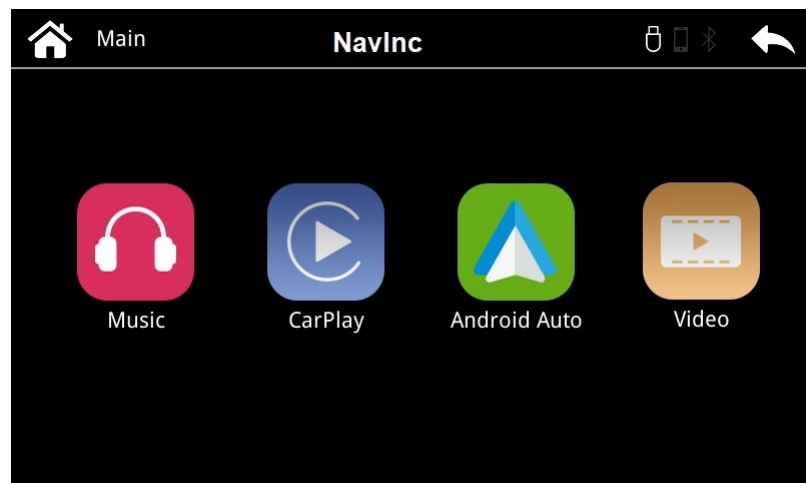
Get weather, traffic, commute information and more organized into simple cards

Bring your music

Listen to your music and playlists in the car with your built-in stereo system

Wireless CARplay (optional)







Wireless CARplay as option available.



EXCLUSIVE INTERFACE FEATURES

Comand Control



Section	Button	Operation	Function
1		Long Press Short Press	Mode switch Selection <u>APPplay</u>
2		Long Press Short Press	Mode switch Selection <u>APPplay</u>
3		Nob UP Nob DOWN	Next Track <u>APPplay</u> Previous Track <u>APPplay</u>
4		Nob RIGHT	Moving right <u>APPplay</u>
5		Nob LEFT	Moving left <u>APPplay</u>
6		Long press nob DOWN	Back function <u>APPplay</u> Bottom MENU Android AUTO



Section	Button	Operation	Function
NTG5.5	RETURN	Long Press	Mode switch
	RETURN	Short Press	Back to OEM



Section	Button	Operation	Function
NTG5.5	SWC BACK button	Long Press	Mode switch
	SWC BACK button	Short Press	Back to OEM



Section	Button	Operation	Function
NTG5.5	NAVI	Long Press	Mode switch
	NAVI	Short Press	Back to OEM

Siri Voice Control

After switch to Carplay menu, we can use Siri voice control to make call, listen

to music and voice message, navigation, reply message, etc.

Rear camera input

The interface support original and aftermarket rear camera input. Including original parking sensor information display, split screen and full screen mode.

Intelligent Park Assist System (IPAS)

The interface has a build in Intelligent parking guideline function for the aftermarket camera.

AV input

The interface support original and aftermarket rear camera input. Including original parking sensor information display, split screen and full screen mode.

Front camera input

Front camera input which will be selected after leaving the reverse gear.

Via the OSD menu you can select show time:

- 3 sec
- 5 sec
- 10 sec
- 15 sec

NOTES

- It is essential to have an Aux-in
- We recommend that the installation will be performed by a qualified specialist
- Check the other tabs for "Compatibility" - "Package contents" - "Product specifications"

DISCLAIMER

Apple, iPod, iPhone, iTunes, CarPlay and the CarPlay logo are registered trademarks of Apple Inc., registered in the U.S. and other countries. Android, Android Auto, Google Maps, Waze and Talk to Google are registered trademarks of Google Inc. The Bluetooth® word mark and logos are registered trademarks owned by the Bluetooth SIG, Inc.

COMPATIBILITY

CAR

This kit is compatible with the following models:

Mercedes

C-class (W205)	2018-20..	Comand NTG5.5 (without touch)
CLS (C2570)	2018-20..	Comand NTG5.5 (without touch)
GLC (W2xx)	2019-20..	Comand NTG5.5 (without touch)
E-class (W213)	2016-20..	Comand NTG5.5 (8.4")
E-class Coupe (C238)	2017-20..	Comand NTG 5.5 (8.4")
G-class (W463)	2018-20..	Comand NTG 5.5 (8.4")

REQUIREMENT

AUDIO OUTPUT	The interface inserts ONLY video signals into the infotainment. It is essential to have an Aux-in, when using audio from the CARplay box
VIDEO OUTPUT	Video goes via RGB
CONTROL	You can control CARplay & Android AUTO via original Comand controller
SCREEN	Interface is compatible with 8.4"
OPEN HU	Not need to open the monitor
FRONT CAMERA	The front camera input will automatically switch after leaving the reverse gear. You can set the display time in seconds via the OSD menu (1-15 sec). It is also possible to select the FRONT camera input manually
OEM REAR CAMERA	The interface does switch back automatically to the OEM rear camera input when the reverse gear is engaged (<i>with auto gear box</i>).
GUIDELINES	Static & iPAS lines are available via the interface OSD menu
iPAS	iPAS option is available when the car has original pdc (moveable grid lines)
PIP	PIP option is available for original parking sensor overlay (Picture in Picture)
REAR SELECT CAMERA INPUT	Interface will respond on CAN for cars with auto gearbox. When manual gear box please use the rear detection wire.
INSTALLATION	We recommend that the installation will be performed by a qualified specialist
EXTRA NOTE	

MEDIA PLAYER

Media player support the following files:

MUSIC	MP3
VIDEO	MP4

MEDIA PLAYER

Media player support the following files:

MUSIC	MP3
VIDEO	MP4

ANDROID AUTO

Your Phone must be compatible with Android AUTO & Androi Auto app must be

available in your county.

An Android phone running Android 5.0 (Lollipop) and up with a data plan. For best performance, we recommend Android 6.0 (Marshmallow) and up. You can check your phone's software version by looking at the About Device section under Settings

Please check the following link for more info about Android Auto:

[LINK](#)

Apps you can use with Android Auto:

[LINK](#)

If your country is not supported (app is not available in Google Playstore) please see the following link how to get the App:

[LINK](#)

APPLE CARPLAY

Your Phone must be compatible with Apple Carplay.

Please check the following link for more info about Apple Carplay:

[LINK](#)